

**School Board Adopted
FY 2023 - FY 2028
Capital Improvement Program
Capital Asset Preservation Program
FY 2029 - FY 2052 Capital Projects Forecast
January 11, 2022**



LOUDOUN COUNTY PUBLIC SCHOOLS

21000 Education Court

Ashburn, Virginia 20148

Email: schools@lcps.org

LOUDOUN COUNTY SCHOOL BOARD

Jeff Morse, Chair
Dulles District

Ian Serotkin, Vice Chair
Blue Ridge District

Atoosa Reaser
Algonkian District

Harris Mahedavi
Ashburn District

Andrew Hoyler
Broad Run District

John Beatty
Catoctin District

Tom Marshall
Leesburg District

Brenda Sheridan
Sterling District

Denise Corbo
County, At Large

SUPERINTENDENT

Dr. Scott Ziegler, Ed.D.

CHIEF OPERATIONS OFFICER

Kevin Lewis, PE

An electronic copy of this document can be found on the school system's website at www.lcps.org.



LOUDOUN COUNTY PUBLIC SCHOOLS

21000 Education Court
Ashburn, Virginia 20148
Telephone: 571-252-1020

January 11, 2022

Loudoun County Board of Supervisors
1 Harrison Street, SE
Leesburg, Virginia 20175

Madam Chair and Members of the Board of Supervisors:

On behalf of the Loudoun County School Board, I am transmitting the School Board's adopted ***Fiscal Year 2023 through Fiscal Year 2028 Capital Improvement Program and Capital Asset Preservation Program*** budgets for Loudoun County Public Schools. Project recommendations include the construction of new schools in high growth areas, the provision of renewals and alterations to existing facilities, the addition of classrooms to address capacity deficits in targeted areas, the development of other school support facilities to meet staff programmatic and space needs, and the maintenance and replacement of facility system components.

Details of the specific projects recommended in the Capital Improvements Program (CIP) and Capital Asset Preservation Program (CAPP) budgets are provided within this document. The CIP budget is based on current conditions and enrollment trends, with funding provided and timed accordingly for the highest priority capital projects. The CIP presents capital facility needs over a 30-year period, divided into three distinct timeframes: a short-term six-year budget (FY 2023 – FY 2028), a medium-term plan (FY 2029 – FY 2032), and a long-term outlook (FY 2033 – FY 2052).

The School Board looks forward to working with you as we finalize a capital plan which meets both the community and public school needs of Loudoun County. The construction plans and expenditures presented herein will enable us to continue providing a quality educational program for all of Loudoun's children.

Sincerely,

A handwritten signature in blue ink that reads "Jeff E. Morse".

Jeff Morse, Chair
Loudoun County School Board

TABLE OF CONTENTS

LOUDOUN COUNTY PUBLIC SCHOOLS - EXISTING & PLANNED SCHOOLS	3
CAPITAL PLANNING & BUDGETING - EXECUTIVE SUMMARY	9
SCHOOL BOARD ADOPTED 2023 – FY 2028 CAPITAL IMPROVEMENT PROGRAM (CIP) & FY 2029 – FY 2052 CAPITAL PROJECTS FORECAST	29
New Construction	37
Other Projects	43
Capital Renewals & Alterations	51
Previously Approved/Appropriated Projects	79
SCHOOL BOARD ADOPTED FY 2023 – FY 2028 CAPITAL ASSET PRESERVATION PROGRAM (CAPP)	89
LAND ACQUISITION	111
BUILDING CAPACITY	115
FACILITY ANALYSIS	127
Eastern Loudoun Planning District	131
Ashburn Planning District	137
Dulles North Planning District	143
Dulles South Planning District	149
Central Loudoun Planning District	157
Western Loudoun Planning District	165
GLOSSARY OF TERMS.....	173
SUPPLEMENTAL LOUDOUN COUNTY PUBLIC SCHOOLS INFORMATION	
APPENDIX A: September 30 Enrollment History	185
September 30, 2021 Enrollment by School	187
APPENDIX B: Student Assignments Outside of Geographic Planning District.....	189
APPENDIX C: Student Generation Factors	191
APPENDIX D: Building Location Map	193
School Facilities, 2021-2022 School Year	194
APPENDIX E: 2022-2023 Schools by Geographic Planning District and High School Cluster	199

This page is intentionally blank.

LOUDOUN COUNTY PUBLIC SCHOOLS EXISTING & PLANNED SCHOOLS

Academies of Loudoun	90,130,157,163,193,194,199
Aldie Elementary School	27,68,85,86,90,117,130,149,150,155,187,193,194,199
Algonkian Elementary School	68,85,90,118,130,131,132,136,187,193,194,199
Arcola Elementary School	27,28,52,53,75,83,90,121,130,149,150,155,187,193,194,199
Ashburn Elementary School	67,90,119,130,137,138,142,187,193,194,199
Ball's Bluff Elementary School	67,90,91,119,130,157,158,163,187,193,194,199
Banneker Elementary School	27,53,54,85,86,91,117,130,165,166,171,187,193,194,199
Belmont Ridge Middle School	91,123,130,137,139,142,188,193,194,199
Belmont Station Elementary School	91,120,130,137,138,142,187,189,193,194,199
Blue Ridge Middle School	91,92,123,130,165,167,171,188,193,194,199
Brambleton Middle School	92,123,130,143,145,146,148,188,189,193,194,197,199
Briar Woods High School	27,28,52,53,58,59,60,75,84,92,125,130,143,146,148,188,193,194,199
Broad Run High School	27,59,60,86,92,93,125,130,137,140,188,189,193,194,199
Buffalo Trail Elementary School	93,122,130,149,150,155,187,193,194,199
Cardinal Ridge Elementary School	93,121,130,149,150,155,187,193,194,199
Catoctin Elementary School	28,52,53,75,76,85,86,93,119,130,157,158,163,187,193,194,199
Cedar Lane Elementary School	69,93,120,130,137,138,142,187,189,193,194,197,199
Cool Spring Elementary School	85,93,118,130,157,158,163,187,193,194,199
Countryside Elementary School	68,93,94,120,130,131,132,136,187,193,194,199
Creighton's Corner Elementary School	94,122,130,143,144,148,187,189,193,194,199
Discovery Elementary School	94,122,130,137,138,142,187,189,193,194,199
Dominion High School	58,59,60,61,67,94,125,130,131,134,136,188,193,194,197,199
Dominion Trail Elementary School	67,94,119,130,137,138,142,187,193,194,199

Eagle Ridge Middle School	53,67,94,95,123,130,143,145,148,188,193,194,197,199
Elaine E. Thompson Elementary School (ES-23)	27,28,75,78,114,130,143,144,148,193
Elementary School (ES-24), Unnamed	31,112,114,157,163
Elementary School (ES-32), Unnamed	28,29,37,38,112,114,130,150
Elementary School (ES-34), Unnamed	29,37,39,112
Elementary School (ES-36), Unnamed	31
Elementary School (ES-37), Unnamed	31
Elementary School (ES-38), Unnamed	31
Elementary School (ES-39), Unnamed	31,33
Elementary School (ES-41), Unnamed	33
Elementary School (ES-42), Unnamed	35
Emerick Elementary School	85,95,117,130,165,166,171,187,193,194,199
Evergreen Mill Elementary School	67,95,119,130,157,158,163,187,193,194,199
Farmwell Station Middle School	53,96,123,130,137,139,142,188,189,193,194,199
Forest Grove Elementary School	96,119,130,131,132,136,187,193,195,199
Frances Hazel Reid Elementary School	96,120,130,157,158,163,187,193,195,197,199
Frederick Douglass Elementary School	96,121,130,157,158,163,187,193,195,199
Freedom High School	59,60,96,97,125,130,149,152,155,188,193,195,199
Goshen Post Elementary School	97,122,130,149,150,155,187,193,195,197,199
Guilford Elementary School	68,97,118,130,131,132,136,187,193,195,199
Hamilton Elementary School	97,117,130,165,166,171,187,193,195,199
Harmony Middle School	46,97,123,130,165,167,171,188,193,195,197,199
Harper Park Middle School	97,98,123,130,157,159,163,188,193,195,199
Heritage High School	58,59,60,61,67,98,125,130,157,160,163,188,193,195,199
High School (HS-14), Unnamed	29,37,40,80,112
High School (HS-15), Unnamed	31
High School (HS-18), Unnamed	33
Hillsboro Charter Academy	98,130,165,166,171,188,193,197,199
Hillside Elementary School	67,98,119,130,143,144,148,187,193,195,199

Horizon Elementary School	98,99,120,130,131,132,136,187,193,195,199
Hovatter Elementary School	27,38,112,121,130,149,150,155,187,193,195,197,199
Hutchison Farm Elementary School	27,99,120,130,149,150,155,187,193,195,199
Independence High School	99,125,130,143,145,146,148,188,189,193,195,197,199
J. Lupton Simpson Middle School	27,52,67,99,123,130,157,159,163,188,193,195,199
J. Michael Lunsford Middle School	99,123,130,149,151,155,188,193,195,199
John Champe High School	60,99,100,125,130,149,152,155,188,193,195,197,199
John W. Tolbert, Jr. Elementary School	68,99,120,130,157,158,163,187,193,195,199
Kenneth W. Culbert Elementary School	46,100,120,130,165,166,171,187,189,193,195,197,199
Leesburg Elementary School	68,85,100,118,130,157,158,163,187,193,195,199
Legacy Elementary School	100,121,130,143,144,148,187,193,195,199
Liberty Elementary School	100,121,130,149,150,155,187,193,195,199
Lightridge High School	27,38,100,112,125,130,149,152,155,188,193,195,197,199
Lincoln Elementary School	68,85,100,117,130,165,166,171,187,193,195,199
Little River Elementary School	100,101,120,130,187,193,195,199
Loudoun County High School	58,59,60,101,125,130,157,160,163,188,193,195,199
Loudoun Valley High School	27,60,86,101,125,130,165,168,171,188,193,195,199
Lovettsville Elementary School	67,101,102,118,130,165,166,171,187,193,195,199
Lowes Island Elementary School	67,102,119,130,131,132,136,187,193,195,199
Lucketts Elementary School	27,68,85,102,117,130,157,158,163,187,193,195,199
Madison's Trust Elementary School	102,122,130,143,144,148,187,189,196,199
Meadowland Elementary School	85,102,117,130,131,132,136,187,193,196,199
Mercer Middle School	102,103,123,130,149,151,155,188,193,196,199
Middle School (MS-14), Unnamed	27,28,40,75,80,112,114,130,143,145,148
Middle School (MS-15), Unnamed	31
Middle School (MS-19), Unnamed	31
Middle School (MS-20), Unnamed	33

Middleburg Community Charter School	27,86,103,130,165,166,171,188,197,199
Mill Run Elementary School	67,103,120,130,143,144,148,187,196,197,199
Moorefield Station Elementary School	103,122,130,143,144,148,187,193,196,199
Mountain View Elementary School	103,120,130,165,166,171,187,193,196,199
 Newton-Lee Elementary School	 103,121,130,137,138,142,187,193,196,197,199
North Star School, The	27,130,157,163,193,196,199
 O - Park View High School	 27,28,29,43,49,52,53,65,75,87,104,125,130,131,134,136,188,193,196,199
Pinebrook Elementary School	104,121,130,149,150,155,187,193,196,199
Potomac Falls High School	27,28,52,53,58,59,60,61,104,125,130,131,134,136,188,193,196,199
Potowmack Elementary School	67,104,105,119,130,131,132,136,187,193,196,199
 Q - River Bend Middle School	 28,53,64,105,123,130,131,133,136,188,193,196,199
Riverside High School	60,105,125,130,137,140,142,188,193,196,199
Rock Ridge High School	60,67,105,125,130,143,146,148,188,189,193,196,197,199
Rolling Ridge Elementary School	68,105,106,119,130,131,132,136,187,193,196,199
Rosa Lee Carter Elementary School	68,106,121,130,143,144,148,187,193,196,197,199
Round Hill Elementary School	106,119,130,165,166,171,187,193,196,199
 Sanders Corner Elementary School	 67,106,107,119,130,137,138,142,187,193,196,199
Seldens Landing Elementary School	107,121,130,137,138,142,187,193,196,199
Seneca Ridge Middle School	67,68,107,123,130,131,133,136,188,193,196,197,199
Smart's Mill Middle School	68,107,108,123,130,157,159,163,188,193,196,197,199
Sterling Elementary School	37,41,68,85,108,118,130,131,132,136,187,193,196,199
Sterling Middle School	108,123,130,131,133,136,188,193,196,199
Steuart W. Weller Elementary School	108,121,130,137,138,142,187,193,196,199
Stone Bridge High School	59,60,108,125,130,137,140,142,188,189,193,196,199
Stone Hill Middle School	68,108,123,130,143,145,148,188,189,193,196,199
Sugarland Elementary School	67,109,119,130,131,132,136,187,193,196,199
Sully Elementary School	109,118,130,131,132,136,187,193,196,199
Sycolin Creek Elementary School	109,120,130,157,158,163,187,189,193,196,199

Trailside Middle School	109,123,130,137,139,142,188,189,193,197,199
Tuscarora High School	59,60,110,125,130,157,160,163,188,193,197,199
U - V - Waterford Elementary School	27,28,53,68,72,85,110,117,130,165,166,171,187,193,197,199
Waxpool Elementary School	110,121,130,143,144,148,187,193,197,199
William Obediah Robey High School	28,29,43,49,53,65,134,188,199
Willard Middle School	27,28,53,73,110,123,130,149,151,155,188,193,197,199
Woodgrove High School	45,60,110,125,130,165,168,171,188,193,197,199
X - Y - Z

This page is intentionally blank.

EXECUTIVE SUMMARY

LOUDOUN COUNTY PUBLIC SCHOOLS CAPITAL PLANNING & BUDGETING

Each year, a Capital Improvement Program (CIP) and Capital Asset Preservation Program (CAPP) budget are prepared for Loudoun County Public Schools (LCPS). Both are developed as fiscal year (FY) budgets covering a six-year period. The recommended capital budgets are presented to the Loudoun County School Board for review and action. Following School Board adoption of the CIP and CAPP for LCPS, the capital budgets are forwarded to the County Administrator for inclusion in the County's Proposed Fiscal Plan. The Loudoun County Board of Supervisors adopts an annual Fiscal Plan in the spring of each calendar year. Authority to spend public funds for identified capital projects is held by the Loudoun County Board of Supervisors and authorized as part of the annual Fiscal Plan.

Date	Loudoun County Public Schools Capital Budget Process
May - October	Department of Support Services meetings for preparation of the Superintendent's Recommended CIP and CAPP Budgets
October	Preliminary CIP and CAPP budgets reviewed by Superintendent and Cabinet
November	Superintendent's Recommended CIP and CAPP budgets presented to the School Board
November - December	School Board Public Hearings and Work Sessions for CIP and CAPP budgets
December - January	School Board Adopts CIP and CAPP budgets
December - January	School Board Adopted CIP and CAPP budgets forwarded to the County Administrator
February	County Administrator presents Proposed Fiscal Plan to the Board of Supervisors
February - April	Board of Supervisors' Public Hearings and Work Sessions
April	Board of Supervisors Adopts Annual Fiscal Plan

EXECUTIVE SUMMARY

CAPITAL IMPROVEMENT PROGRAM (CIP)

The CIP budget is a plan of expenditures for land acquisition, design, construction, and furniture, fixtures, and equipment costs (FFE) associated with the development of new or renovated schools, infrastructure, and other school-related facilities. The CIP addresses the need for new schools, facility renewals and alterations, classroom additions, temporary modular classrooms, security improvements, parking expansions, athletic field improvements, and other facility, site, or campus improvements. The CIP is a 30-year capital plan that addresses a short term six-year plan (FY 2023 - FY 2028), a medium-term plan (FY 2029 – FY 2032), and a long-term outlook (FY 2033 – FY 2052). Appropriations are provided in the first year (FY 2023) of the CIP; estimates of planned capital expenditures are provided for each fiscal year through FY 2052.

Reviewed and updated on an annual basis, adjustments are made to the projects reflecting changes in cost, circumstances, and priorities. Annual enrollment projections, school capacities, and county population trends influence the priority order of projects and funding recommendations in the CIP. The capital projects included in the CIP are based on educational program requirements, School Board educational policy standards, and the ability of existing facilities to accommodate educational programs for current and projected student enrollments. The CIP is designed to focus on critical facility issues, to ensure that all students have high-quality facilities that enable and enhance their learning experience.

CAPITAL ASSET PRESERVATION PROGRAM (CAPP)

The CAPP budget is developed in conjunction with the CIP to provide funding for the regular maintenance and replacement of major system components. These facility components have shorter-term life cycles than the buildings they support and require major maintenance and/or replacement at least every ten (10) years, depending on the component type and the frequency and intensity of use. Typical facility components in the CAPP budget include electrical (e.g., clocks, fire alarms, lighting, generators), heating ventilation and air conditioning (HVAC), plumbing, resurfacing, roofing, and structure repair.

EXECUTIVE SUMMARY

DEVELOPMENT OF THE CIP

Projects included in the CIP are evaluated based on several factors:

- Capital projects already in the Adopted CIP are included in the Recommended CIP budget unless there is ample or justifiable reason to delay or remove them from the funding plan. Adjustments to project funding and schedules are made to reflect market conditions and accommodate higher priority projects.
- The need for new schools, classroom additions, and modular classrooms are based on student enrollment projections in each LCPS planning district. Enrollment projections establish new school and land acquisition requirements to address any current and projected capacity deficits.
- Annual requests for new capital projects are considered to address programmatic needs requiring facility enhancements. (e.g., athletic field improvements, parking expansions, security improvements).
- Condition assessments are maintained for existing facilities to determine the need for renewals and/or alterations, critical systems replacements, or facility replacements.
- Staff evaluates project costs and timing to ensure the combined LCPS and County CIP meets the County's annual debt issuance limit and debt ratios.

LCPS staff outlines cash flow expenditure estimates for all school capital projects with County staff to determine the optimal financing method, timing, and debt issuance schedule for each project to avoid exceeding the County's debt issuance limitations. An analysis of the projects' operating costs is also reviewed with County staff to ensure that the CIP's future operating expenses can be accommodated. These factors are evaluated to develop a funding plan that is responsive to the needs of the students, educators, and school administrators in a fiscally responsible manner.

EXECUTIVE SUMMARY

CAPITAL IMPROVEMENT PROGRAM PROJECT COMPONENTS

The following components are typically associated with new school construction specific to the overall scope, cost, and timing of a project in the CIP.

Land Acquisition (Up to 3 Years)

Adequate time must be allocated to the land acquisition process due to the uncertainty of when easements, land, or right-of-way associated with capital projects can be acquired from property owners, and the legislative process for land use approvals. Once a parcel has been identified for acquisition, a typical purchase involves contract negotiations, preliminary engineering studies, and required zoning and land use approvals. Negotiations to purchase a site and/or easement often take one to two years to complete with the affected property owner(s), and for the School Board and Board of Supervisors to complete the review and approval of the financial transaction. Once a property is under contract, the legislative application timeline (zoning and land use approvals) typically requires an additional one to two years to complete.

Design (1 Year)

Once a parcel has been acquired and, if applicable, all land use approvals obtained for the intended use, design of the facility can commence. Design services include:

- Architectural design
- Engineering (e.g., civil, geotechnical, environmental, transportation)
- Construction Administration by the architect and design firms
- Permitting, easement acquisition, environmental credit purchases, etc.

On a typical school capital project, the design and permit approval phase takes 9-12 months to complete. For smaller projects, design and permitting can be completed in 6-9 months (e.g., surface parking lots, press boxes).

EXECUTIVE SUMMARY

Construction Bidding (4 Months)

Once design is complete in accordance with the Virginia Public Procurement Act (VPPA), the typical construction contract bid period includes the following:

- Public Advertising for Pre-Qualifications
- Pre-Qualification Evaluation
- Bid Period
- Bid Opening/Bid Review
- Bid Award/Negotiation/Appeal

Construction (3-4 Years)

The type of school project results in the following construction periods:

- Elementary School 24-27 months
- Middle School 30-32 months
- High School 36-39 months
- Classroom Addition 24-27 months
- School Renewal 27-32 months

Furniture, Fixtures, and Equipment (FFE) (3-6 Months)

Costs include providing facilities with necessary and appropriate furniture, fixtures, and equipment. While FFE evaluation and procurement for school capital projects begins shortly after the start of the construction phase, it is on-going throughout the project. An additional 3-6-month period is provided from the substantial completion of the building to allow for the final acquisition, delivery, and placement of all furniture, equipment, and accessories in the building prior to the facility's opening date.

EXECUTIVE SUMMARY

As depicted below, each project page in the CIP document includes a Gantt chart that visually depicts these project components, the timing of planned project appropriations, and the project development schedule.

PROJECT	TASK	FUNDING	FY 2023				FY 2024				FY 2025				FY 2026				FY 2027				FY 2028			
			Q1	Q2	Q3	Q4	Q1	Q2	Q3	Q4	Q1	Q2	Q3	Q4	Q1	Q2	Q3	Q4	Q1	Q2	Q3	Q4	Q1	Q2	Q3	Q4
ES-32, Dulles South	Design	\$ 7.250	DESIGN				BID																			
	Construction and FFE	\$ 56.290						CONSTRUCTION					FFE	OPEN												
	Total Appropriations	\$ 63.540	\$ 7.250				\$ 56.290																			

FY 2023 - FY 2052 CIP AND CAPP EXPENDITURES

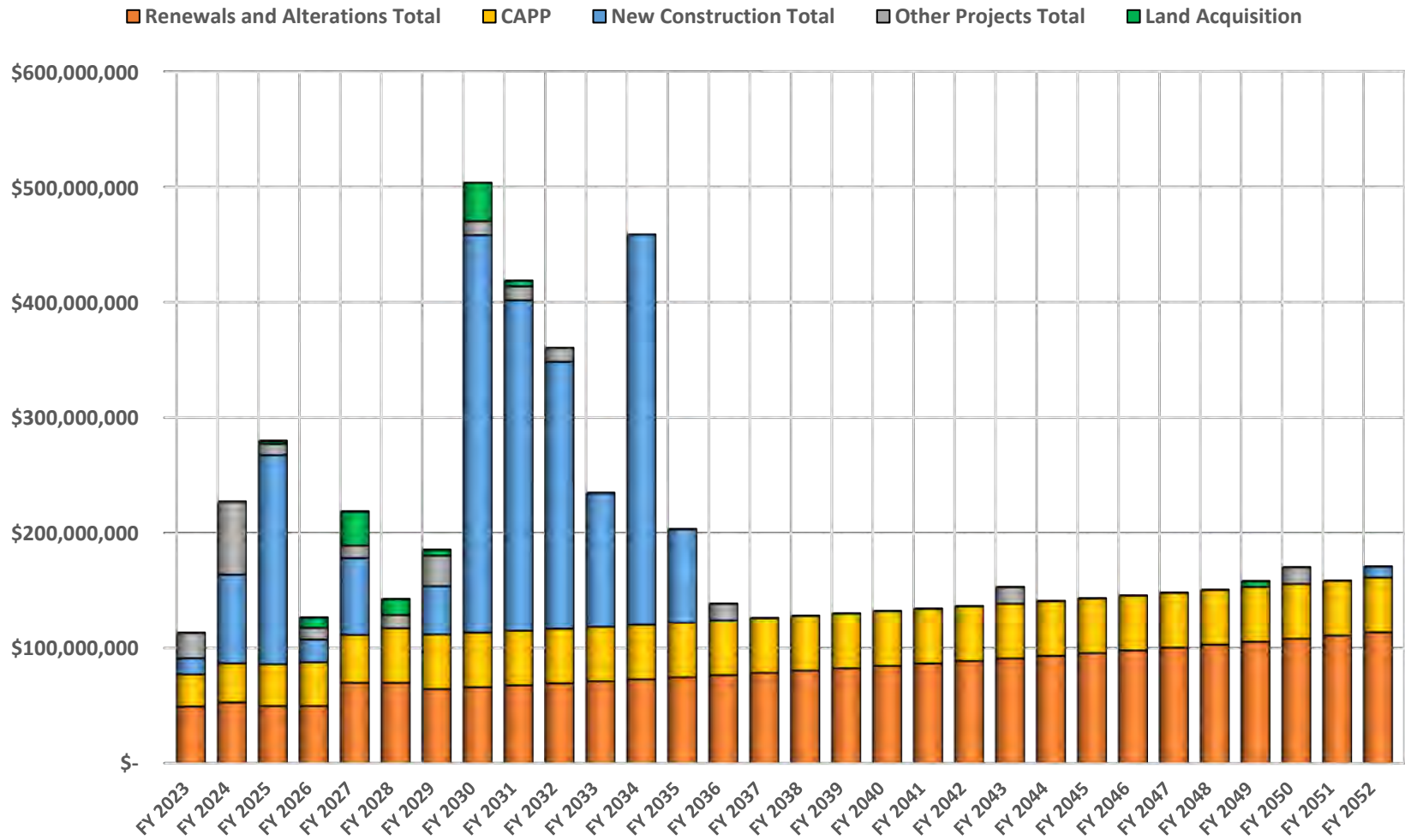
Planned CIP and CAPP expenditures from FY 2023 to FY 2052 total \$5.943 billion.

Of this total, \$625.26 million is identified for the construction of new elementary schools (10.52 percent), \$479.82 million is for new middle schools (8.08 percent), \$664.69 million is for new high schools (11.18 percent), \$38.25 million is for other facility new construction (0.64 percent), \$233.33 million is for other school projects (3.93 percent), \$2.43 billion is for facility renewals and alterations (40.93 percent), \$1.37 billion is for the CAPP (22.99 percent), and \$102.75 million is for land acquisition (1.73 percent).

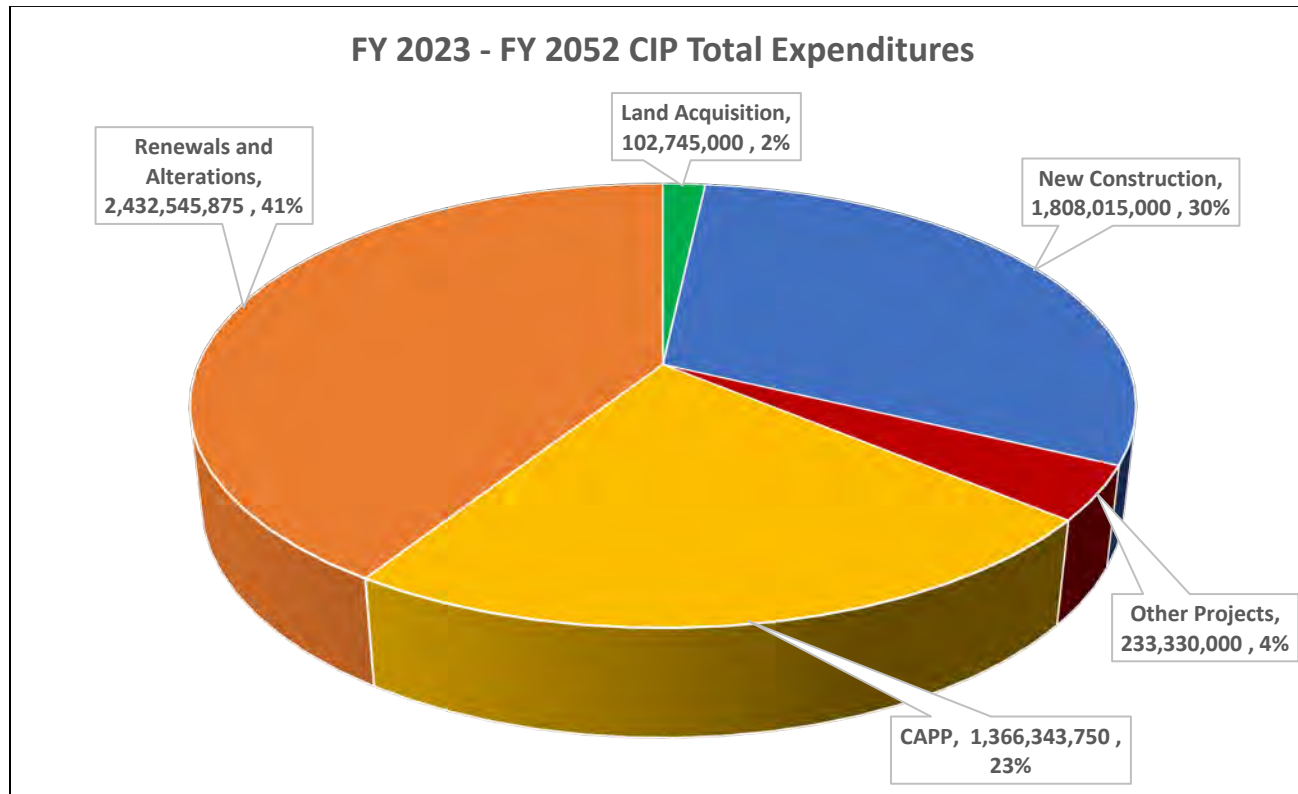
In broader terms, \$1.81 billion (30.42 percent) is for new construction, \$336 million (5.66 percent) is for other school related projects as well as land acquisition, \$2.43 billion (40.93 percent) is for renewals and alterations of existing school facilities, and \$1.37 billion (22.99 percent) is for the CAPP.

EXECUTIVE SUMMARY

FY 2023- FY 2052 Total CIP Expenditures By Project Type



EXECUTIVE SUMMARY



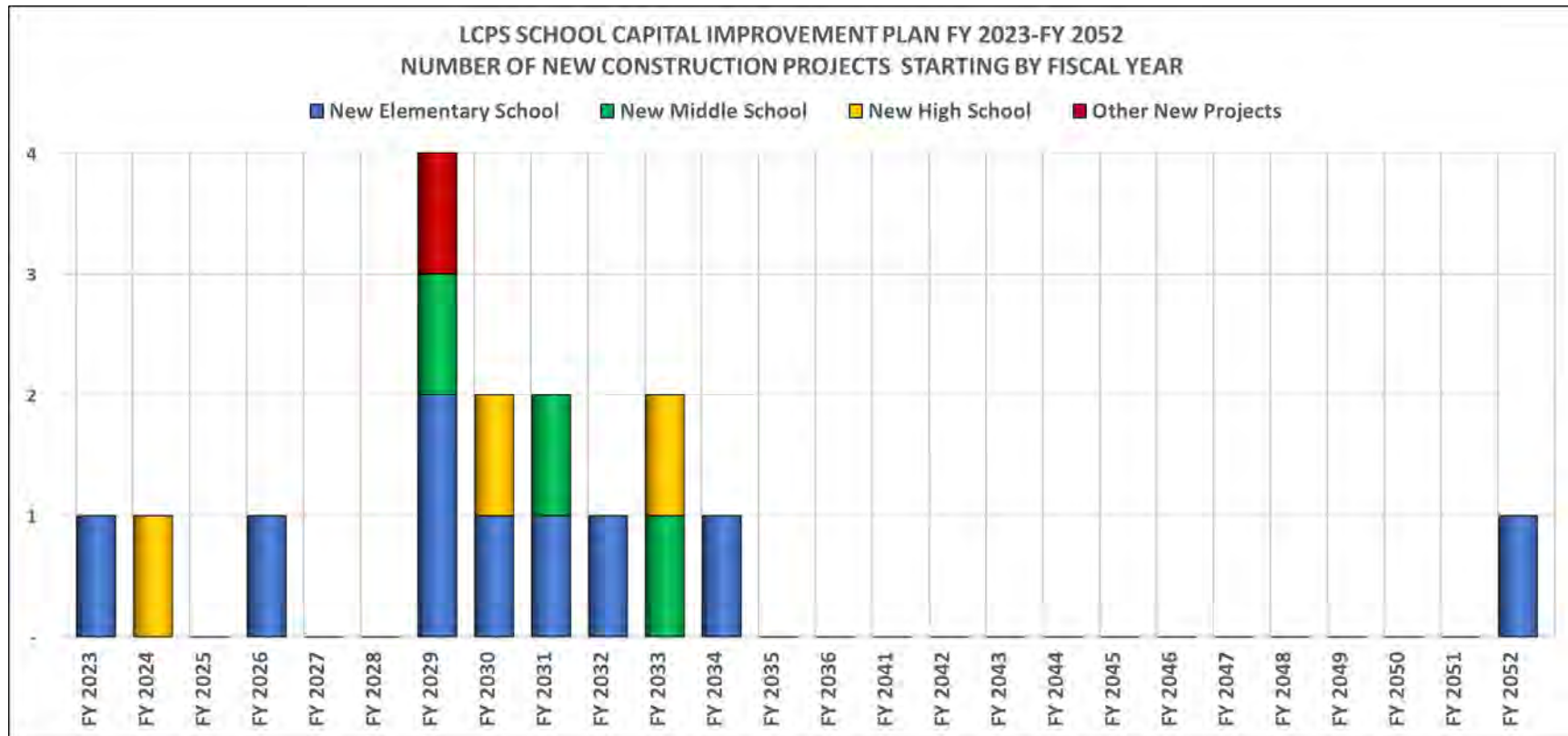
New Construction Projects

Enrollment projections and current school capacities in each school planning district are evaluated to determine the need for:

- New school construction and classroom additions to address capacity deficits
- Modular classrooms to address short-term and temporary capacity deficits
- Adjustments to the timing of CIP projects according to the highest priority need for additional capacity

EXECUTIVE SUMMARY

The CIP is influenced by the *Loudoun County 2019 Comprehensive Plan*, which provides estimates of residential development in the County through 2040. Most new school construction in the School CIP is scheduled between FY 2022 and FY 2035 to address increasing student population growth due to new residential development identified in the County's Comprehensive Plan. The following table identifies the number of new schools, by type, requested in the CIP to address continued student growth in the County.



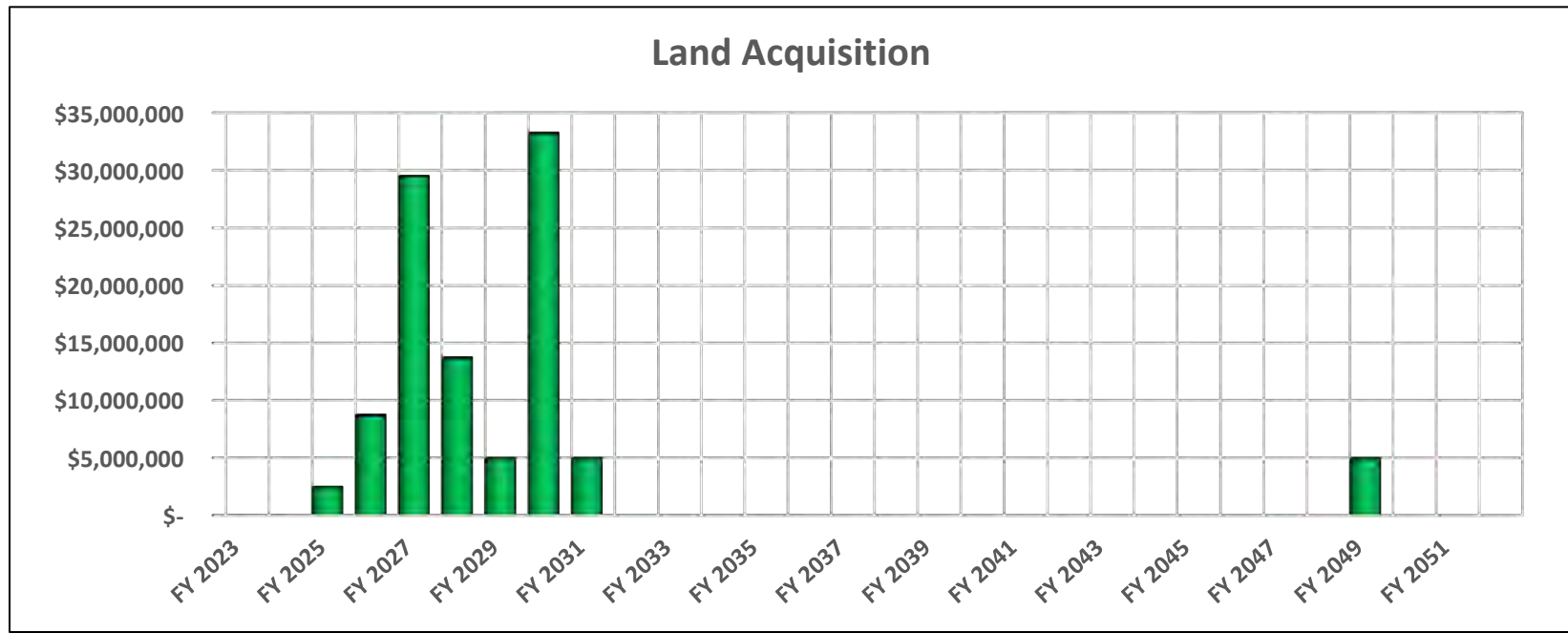
EXECUTIVE SUMMARY

Other School Capital Projects

Other school capital projects include planned appropriations for land acquisition, school bus replacements, school bus radio replacements, school security improvements, technology improvements, and other miscellaneous projects.

Among the schools and facilities where land sites need to be acquired include:

- Elementary School: ES-37, ES-38, ES-39, ES-41, and ES-42
- Middle School: MS-15, MS-19, and MS-20
- High School: HS-15 and HS-18
- Eastern Transportation Facility

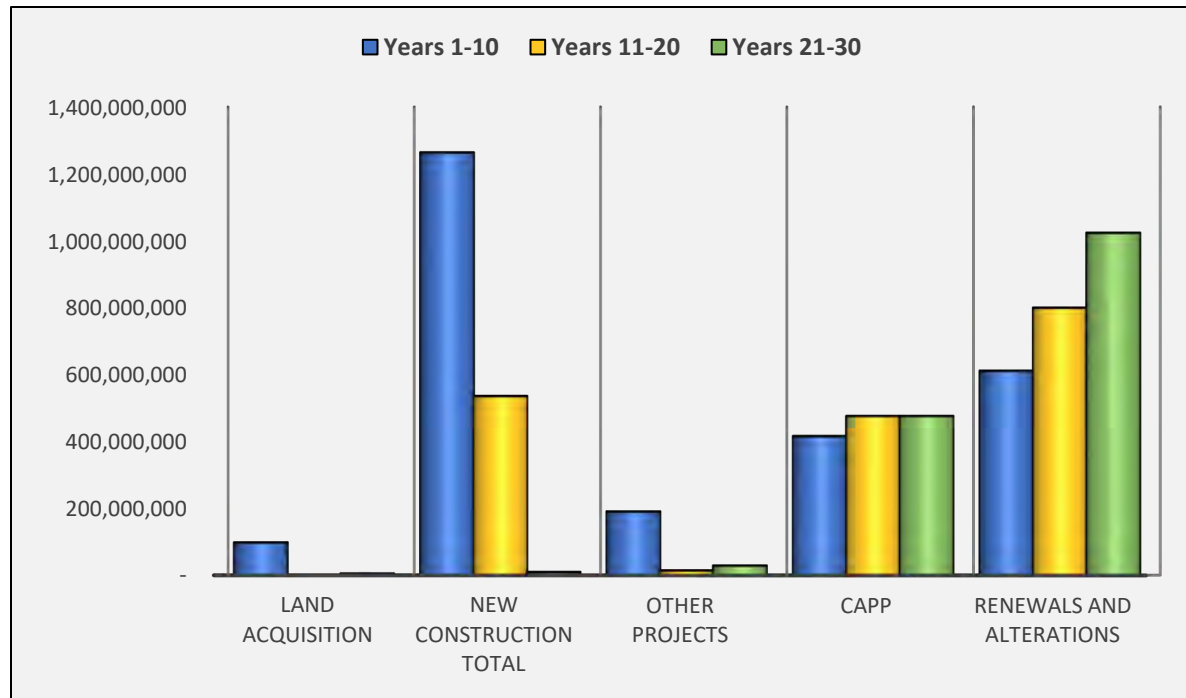


EXECUTIVE SUMMARY

Capital Facility Renewals and Alterations & CAPP

The frequency of new construction projects in the CIP decreases over time. More planned expenditures are shifting towards facility renewals and alterations due to:

- The effective delivery of new schools to address projected student growth
- The decreasing rate of population growth in the County
- The increasing age of school facilities
- The goal to avoid safety issues and service disruptions due to failed building systems
- The goal to avoid significant added costs of deferred maintenance of facilities

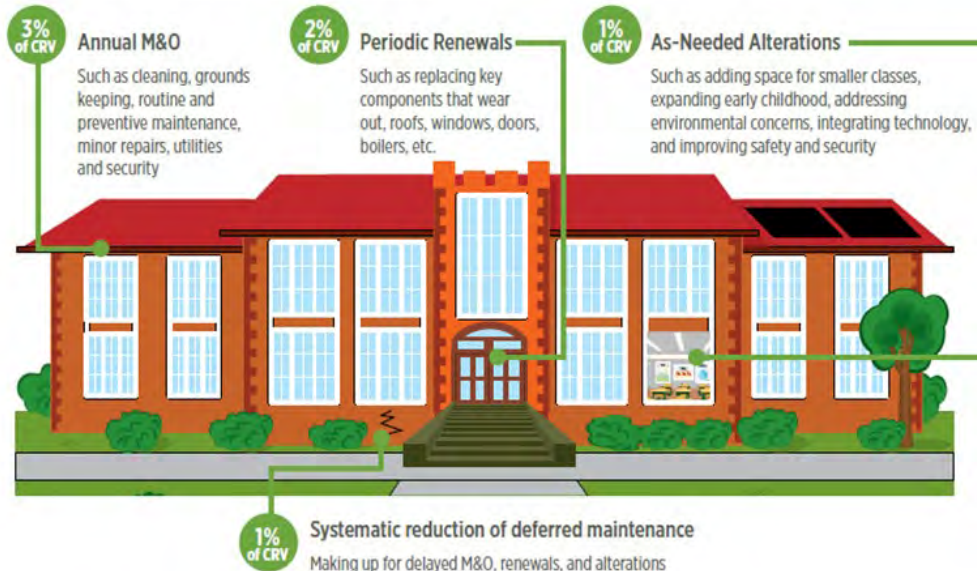


EXECUTIVE SUMMARY

In conjunction with the County, LCPS staff performed an extended review of facility renewals and renovations to determine facility maintenance needs in relation to long-term affordability. This review included an analysis of the LCPS Current Replacement Value (CRV). The LCPS CRV is calculated by taking the cost of new construction per gross square foot (GSF) by the total gross square footage of all school facilities. The LCPS physical plant in FY 2022 is estimated to total 13,091,000 square feet with a CRV of \$5.77 billion. The 2016 State of Our Schools Report recommends the following guidelines for budgeting annual allocations as percentages of the total CRV:

Modern Standards for Maintaining and Upgrading Current K–12 Public School Facilities

The following proposed national standards for school facilities are based on building industry best practice. The percentages refer to the percentage of facilities' current replacement value that should be invested annually to maintain school buildings in good condition. Local conditions will vary. For example, school facilities in very poor condition will need more than 1 percent a year toward their deferred maintenance. But in general, if communities have stable funding at these levels, they should be able to deliver healthy, safe, educationally appropriate, and environmentally sustainable school facilities.



EXECUTIVE SUMMARY

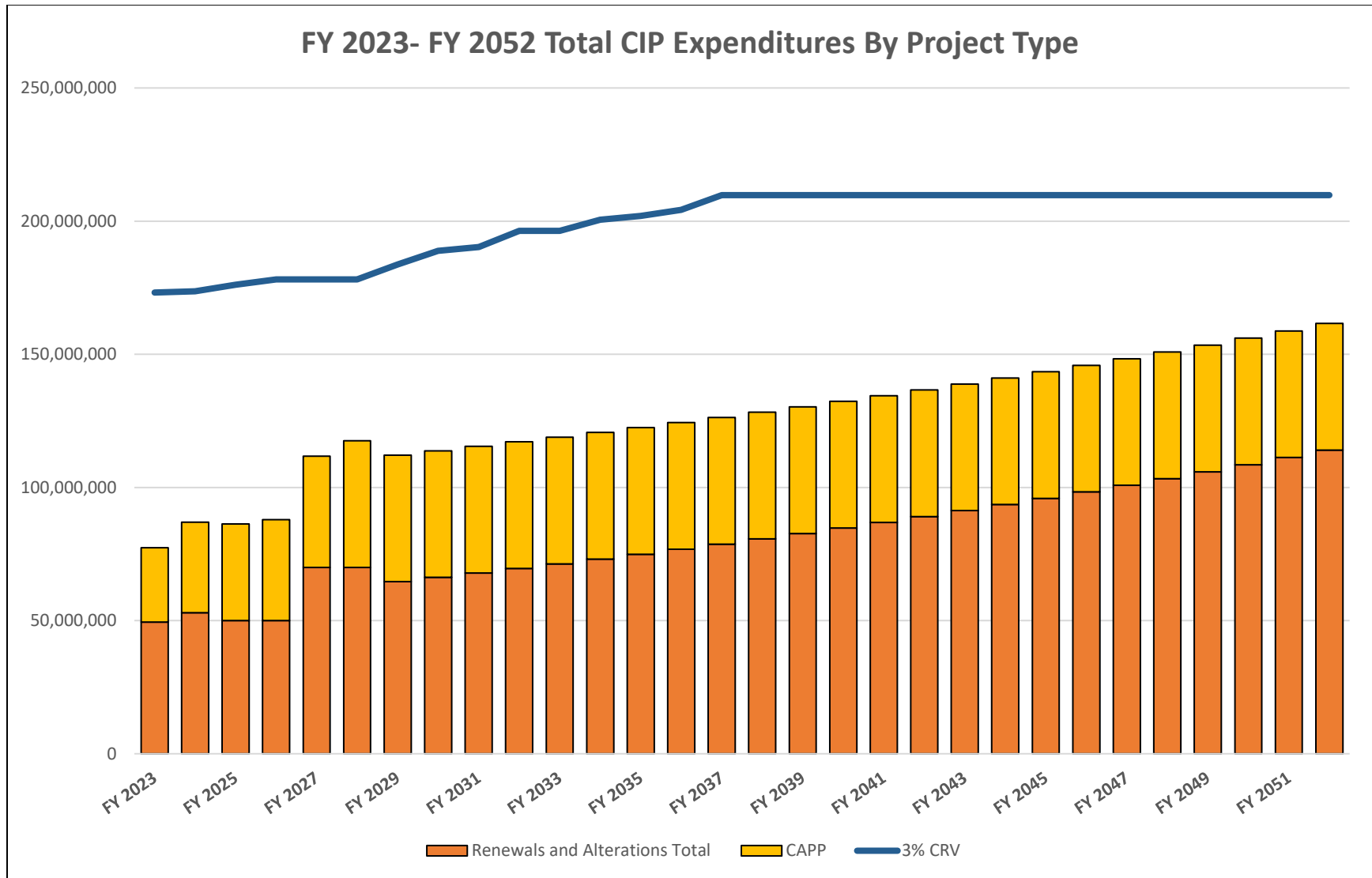
Overall, seven (7) percent of the CRV should be budgeted annually to cover operational, deferred, and capital facility maintenance costs.

- Three (3) percent of the CRV is related to annual maintenance in the operating budget and is not considered in the CIP budget.
- One (1) percent of the CRV is related to deferred maintenance. Given the high quality of maintenance performed, and the relative age of most LCPS facilities, the cost of deferred maintenance is factored out of this analysis.
- Three (3) percent of CRV costs can be considered for School CIP and CAPP budgets:
 - **Capital Facility Renewals and Alterations Program** – covers the cost of replacing, repairing, and/or updating entire critical facility systems, making emergency repairs, and providing other immediate building and site improvements at school facilities throughout the County.
 - **CAPP** – covers the cost of maintaining, repairing, and replacing facility system components. These facility components require regular major maintenance and/or replacement based on frequency and intensity of use.

The CRV is used to guide facility managers to finance the depreciation and overall maintenance of facilities. A percentage of the LCPS CRV may be appropriated each year to cover long-term capital facility maintenance, renewals, and alterations. This funding is crucial to contain overall long-term facility costs for maintenance, system replacements, and facility renewals to ensure that all school facilities remain safe, efficient, and provide an effective environment for learning in a cost-effective manner.

In consultation with the County, funding has been set for LCPS facility maintenance and renewal program according to what the County can afford based on available projections of local tax funding, the County's annual debt issuance cap, and ongoing debt issuance ratios.

EXECUTIVE SUMMARY



EXECUTIVE SUMMARY

The average annual recommended CRV value over this 30-year CIP timeframe is \$199,202,040. Planned capital facility renewal and maintenance appropriations in the 30-year CIP time-frame averages \$126,629,654 per year, or 63.18% of the CRV funding recommendation. 1.90% of the 3.00% goal is achieved in the 30-year CIP timeframe.

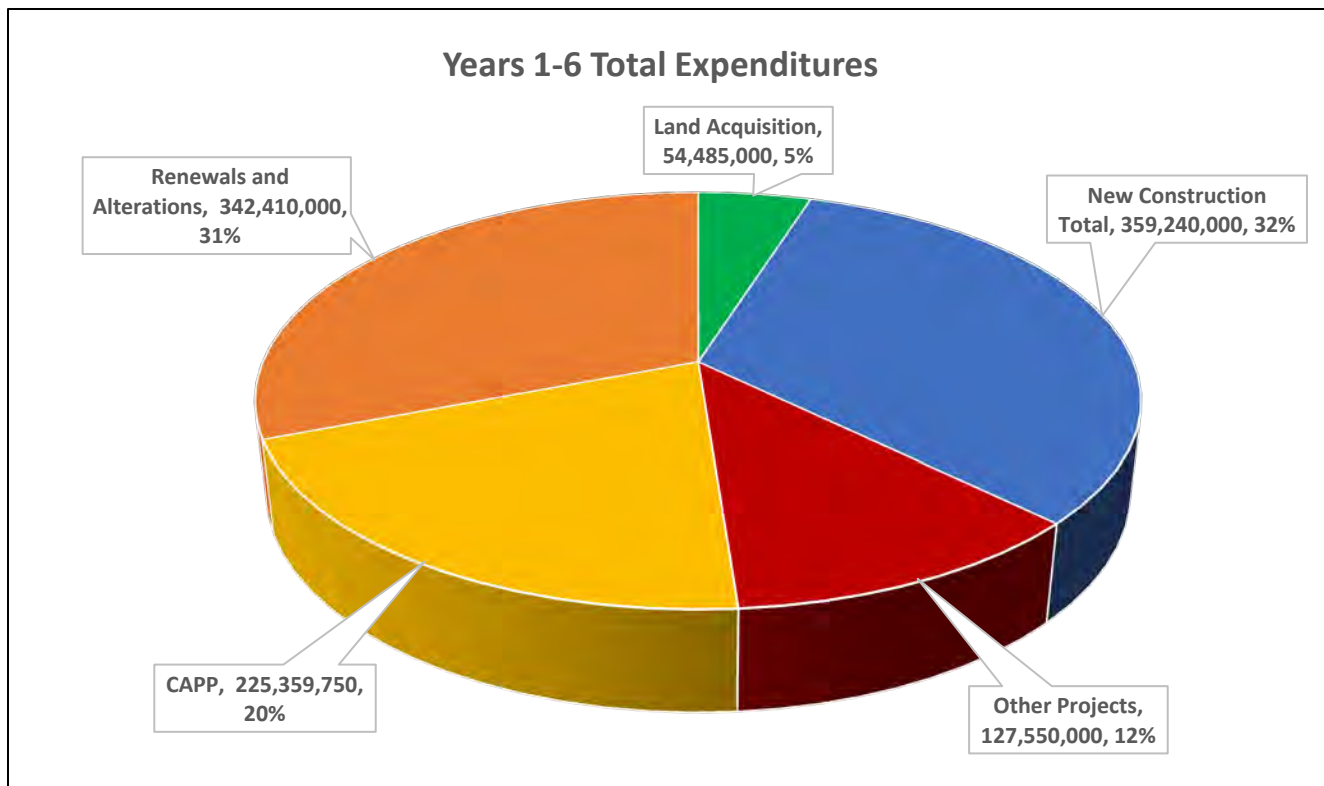
While reaching the three (3) percent CRV funding threshold is not currently possible due to funding constraints in the CIP, as new school construction in the County decreases more funding resources may be dedicated to the capital facility renewal and maintenance program over time. As the 30-year CIP timeframe progresses, the gap between the recommended standard and planned CIP appropriations will decrease.

Both the Capital Facility Renewals and Alterations Program and the CAPP budgets are meant to provide flexibility in the use of funds to address immediate and/or emergency facility maintenance needs. While planned projects are identified that the funding is intended for, discretion to alter project schedules and funding amounts to accommodate unforeseen emergency repairs and/or systems replacements, address immediate facility repairs, and/or cover cost increases that exceed projected cost estimates and/or annual cost escalation rates may be provided.

EXECUTIVE SUMMARY

SHORT-TERM CIP (FY 2023 - FY 2028)

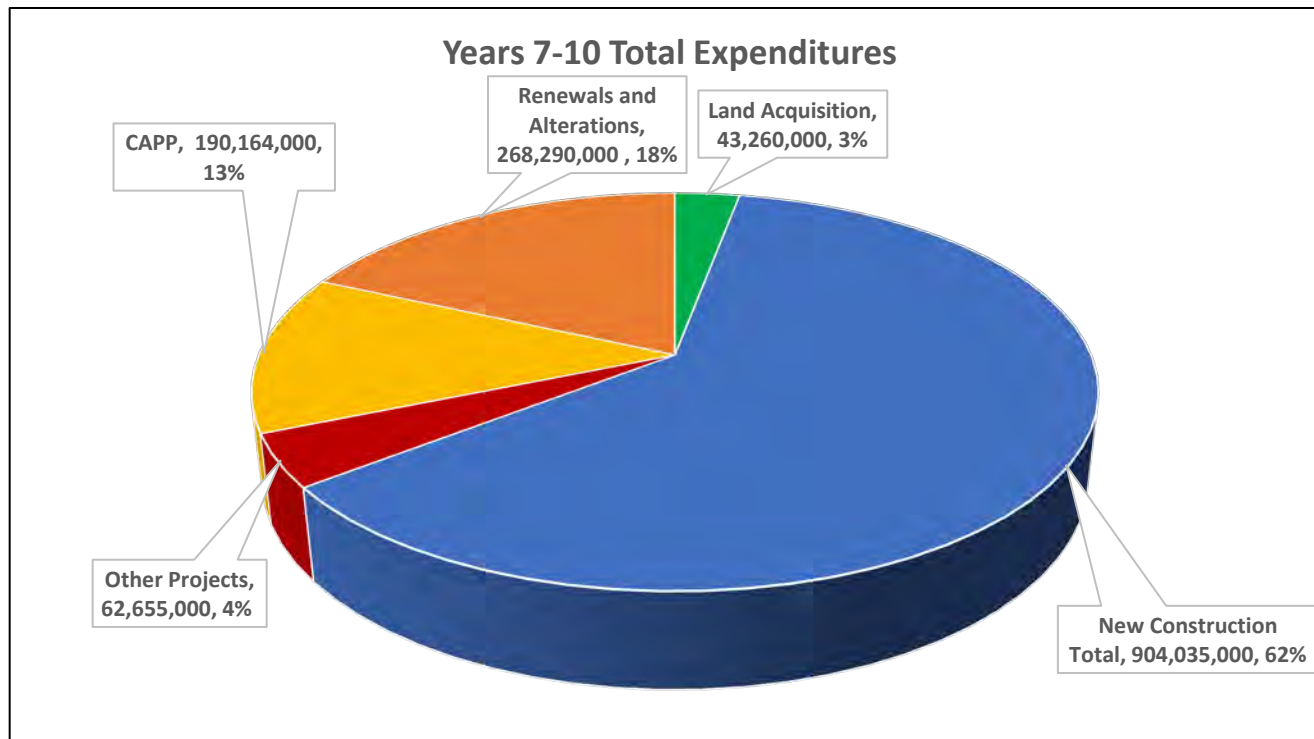
The proportion of total expenditures in the short-term, six-year CIP by program category is provided in the chart below:



EXECUTIVE SUMMARY

MEDIUM-TERM CIP (FY 2029 - FY 2032)

The proportion of total expenditures in the medium-term CIP by program category is provided in the chart below:

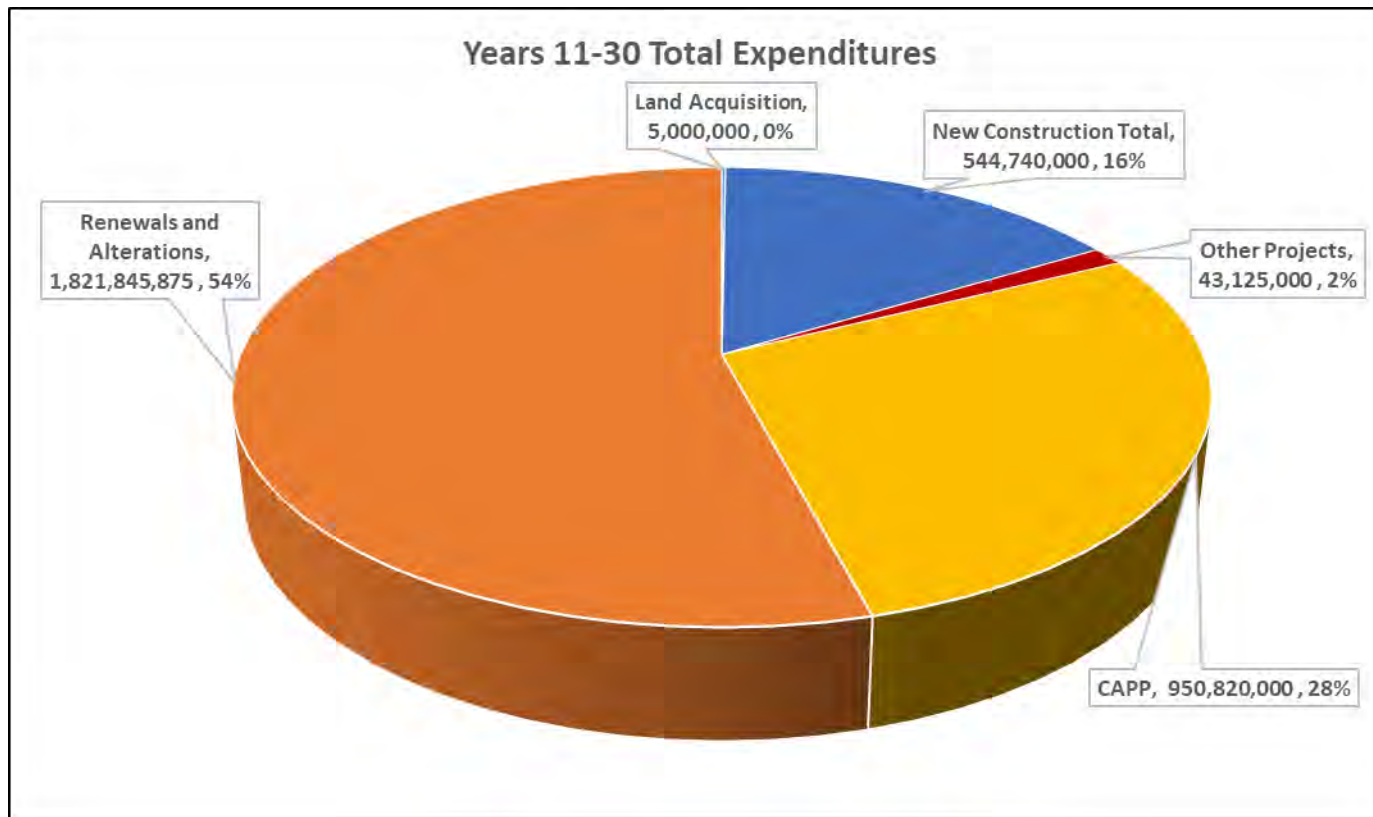


Planned appropriations for new school construction is significantly higher in the medium-term due to the deferral of several new schools because of lower Covid-related enrollment projections. The deferral of schools is preferred over the elimination of projects due to the potential for future increases in enrollment as the Covid pandemic subsides.

EXECUTIVE SUMMARY

LONG-TERM CIP (FY 2033 - FY 2052)

The proportion of total expenditures in the long-term CIP by program category is provided in the chart below:



EXECUTIVE SUMMARY

FY 2021 CAPITAL PROGRAM ACHIEVEMENTS

- Opened Lightridge High School (HS-9).
- Continued construction of Elaine E. Thompson Elementary School (ES-23), Hovatter Elementary School (ES-29), Hutchison Farm Elementary School classroom addition, Lucketts Elementary School Wastewater Treatment Facility, The North Star School, and security improvements at schools throughout the County.
- Designed the Arcola Elementary School Parking Expansion and Connection to Northstar Boulevard, Briar Woods High School classroom addition, Douglass School Renewal, Dulles North Middle School (MS-14), and Elementary School Stage Access projects.
- Complete Broadband Infrastructure Improvements, Energy Conservation Improvements at J.L. Simpson Middle School, and HVAC System Upgrades at Aldie ES, Banneker ES, Broad Run HS, Loudoun Valley HS, Middleburg Community Charter School.

FY 2022 CAPITAL PROGRAM INITIATIVES

- Open Hovatter Elementary School (ES-29), Hutchison Farm Elementary School Classroom Addition, Lucketts Elementary School Wastewater Treatment Facility, and The North Star School.
- Continue Arcola Elementary School Parking Expansion and Connection to Northstar Boulevard, Briar Woods High School classroom addition, Catoctin Elementary School classroom addition, Douglass School Renewal, Dulles North Middle School (MS-14), Elaine E. Thompson Elementary School (ES-23), Elementary School Stage Access projects, Energy Conservation projects, and school security improvements.
- Commence Administrative Office Reconfigurations, modular placements at Waterford Elementary School and Willard Middle School, Park View High School Ticket Booth and Concessions, Potomac Falls High School Weight Room Expansion, School Bus Radio Replacements, Staff Training Center Renewal, and Student Welcome Center.

EXECUTIVE SUMMARY

FY 2023 CAPITAL PROGRAM GOALS

- Open Catoctin Elementary School classroom addition, Douglass School Renewal, Elaine E. Thompson Elementary School (ES-23), Modularity at Waterford Elementary School and Willard Middle School.
- Continue Administrative Office Reconfigurations, Arcola Elementary School Parking Expansion and Connection to Northstar Boulevard, Briar Woods High School classroom addition, Dulles North Middle School (MS-14), Elementary School Stage Access projects, Energy Conservation projects, Park View High School Ticket Booth and Concessions, Potomac Falls High School Weight Room Expansion, School Bus Radio Replacements, School Security Improvements, Staff Training Center Renewal, and the Student Welcome Center.
- Commence Dulles South Elementary School (ES-32), Valley Service Center Replacement, Western Support Center Improvements, Fine Arts Storage Improvements, High School Baseball/ Softball Press Boxes, High School Tennis Court Lighting, High School Weight Room Expansions, Privacy Space Conversions, River Bend Middle School Entrance, Transportation Facility Asphalt Repairs, Unified Communications System, and William Obediah Robey High School/Park View High School Addition and Improvements.

A	B	C	D	E	F	G	H	I	J	K	L	M	N	O	P
		LOUDOUN COUNTY PUBLIC SCHOOLS SCHOOL BOARD ADOPTED FY 2023 - FY 2028 CAPITAL IMPROVEMENT PROGRAM			Year 1	Year 2	Year 3	Year 4	Year 5	Year 6		SCHOOL BOARD ADOPTED FY 2023 - FY 2028 CIP		SCHOOL BOARD ADOPTED FY 2022 - FY 2027 CIP	
LINE NUMBER	CIP PAGE NUMBER	PROJECT NAME	PROJECT STATUS	Prior Year	FY 2023	FY 2024	FY 2025	FY 2026	FY 2027	FY 2028	Years 1-6 Total	FISCAL YEAR FUNDING	SCHOOL YEAR OPENING	FISCAL YEAR FUNDING	SCHOOL YEAR OPENING
1	38	New Elementary School (ES-32), Dulles South (K-2)	Previously Identified	\$ -	\$ 7,250,000	\$ 56,290,000	\$ -	\$ -	\$ -	\$ -	\$ 63,540,000	FY 2023	2025-2026	FY 2023	2025-2026
2	39	New Elementary School (ES-34), Dulles North	Previously Identified	\$ -	\$ -	\$ -	\$ -	\$ 10,075,000	\$ 66,785,000	\$ -	\$ 76,860,000	FY 2026	2029-2030	FY 2026	2028-2029
3	40	New High School (HS-14), Dulles North	Previously Identified	\$ -	\$ -	\$ 20,785,000	\$ 181,570,000	\$ 9,635,000	\$ -	\$ -	\$ 211,990,000	FY 2024	2028-2029	FY 2025	2028-2029
4	41	Student Welcome Center Addition at Sterling ES	Previously Identified	\$ 860,000	\$ 6,850,000	\$ -	\$ -	\$ -	\$ -	\$ -	\$ 6,850,000	FY 2022	2023-2024	FY 2022	2023-2024
5	37	New Construction Projects Total		\$ 860,000	\$ 14,100,000	\$ 77,075,000	\$ 181,570,000	\$ 19,710,000	\$ 66,785,000	\$ -	\$ 359,240,000				
6	44	School Security Improvements	Previously Funded	\$ 78,514,000	\$ 11,615,000	\$ 2,875,000	\$ -	\$ -	\$ -	\$ -	\$ 14,490,000	FY 2023	Varies from 2019 - 2024	FY 2022	Varies from 2019 - 2024
7	45	Valley Service Center Replacement/Western Support Center Improvements	Previously Identified	\$ -	\$ 1,595,000	\$ 12,365,000	\$ -	\$ -	\$ -	\$ -	\$ 13,960,000	FY 2023	2025-2026	FY 2023	2025-2026
8	46	Valley Service Center Traffic Signal	Previously Identified	\$ -	\$ -	\$ 655,000	\$ -	\$ -	\$ -	\$ -	\$ 655,000	FY 2024	2025-2026	FY 2024	2025-2026
9	47	School Bus Replacement and Acquisition	Previously Identified	\$ -	\$ 8,755,000	\$ 9,235,000	\$ 9,745,000	\$ 10,280,000	\$ 10,845,000	\$ 11,440,000	\$ 60,300,000	N/A	N/A	N/A	N/A
10	48	Land Acquisition Fund	Previously Identified	\$ -	\$ -	\$ -	\$ 2,475,000	\$ 8,750,000	\$ 29,510,000	\$ 13,750,000	\$ 54,485,000	N/A	N/A	N/A	N/A
11	49	Park View High School/William Obediah Robey High School Addition & Improvements	New Request	\$ -	\$ -	\$ 38,145,000	\$ -	\$ -	\$ -	\$ -	\$ 38,145,000	FY 2024	2026-2027	N/A	N/A
12	43	Other Projects Total		\$ 78,514,000	\$ 21,965,000	\$ 63,275,000	\$ 12,220,000	\$ 19,030,000	\$ 40,355,000	\$ 25,190,000	\$ 182,035,000				
13		Capital Facility Renewals and Alterations	Previously Identified	\$ 59,230,000	\$ 49,425,000	\$ 52,985,000	\$ 50,000,000	\$ 50,000,000	\$ 70,000,000	\$ 70,000,000	\$ 342,410,000				
14	51	Capital Renewals and Alterations Total		\$ 59,230,000	\$ 49,425,000	\$ 52,985,000	\$ 50,000,000	\$ 50,000,000	\$ 70,000,000	\$ 70,000,000	\$ 342,410,000				
15		CIP TOTAL			\$ 85,490,000	\$ 193,335,000	\$ 243,790,000	\$ 88,740,000	\$ 177,140,000	\$ 95,190,000	\$ 883,685,000				
16		FY 2022 School Board Adopted CIP Total			\$ 97,050,000	\$ 162,185,000	\$ 101,240,000	\$ 259,775,000	\$ 291,895,000	\$ 229,910,000	\$ 1,142,055,000				
17		FY 2023 CIP Above/ (Below) FY 2022 Adopted CIP			(\$11,560,000)	\$31,150,000	\$142,550,000	(\$171,035,000)	(\$114,755,000)	(\$134,720,000)	(\$258,370,000)				
18	89	CAPP TOTAL			\$ 27,904,300	\$ 34,001,950	\$ 36,258,000	\$ 37,939,000	\$ 41,715,500	\$ 47,541,000	\$ 225,359,750				
19		FY 2022 School Board Adopted CAPP Total			\$ 27,904,300	\$ 33,354,050	\$ 35,326,300	\$ 37,325,300	\$ 40,697,050	\$ 40,697,050	\$ 215,304,050				
20		FY 2023 CIP Above/ (Below) FY 2022 Adopted CAPP			\$0	\$647,900	\$931,700	\$613,700	\$1,018,450	\$6,843,950	\$10,055,700				
21		CIP AND CAPP TOTAL			\$ 113,394,300	\$ 227,336,950	\$ 280,048,000	\$ 126,679,000	\$ 218,855,500	\$ 142,731,000	\$ 1,109,044,750				
22		FY 2022 School Board Adopted CIP and CAPP Total			\$ 124,954,300	\$ 195,539,050	\$ 136,566,300	\$ 297,100,300	\$ 332,592,050	\$ 270,607,050	\$ 1,357,359,050				
23		FY 2023 CIP Above/ (Below) FY 2022 Adopted CIP and CAPP			(\$11,560,000)	\$31,797,900	\$143,481,700	(\$170,421,300)	(\$113,736,550)	(\$127,876,050)	(\$248,314,300)				

This page is intentionally blank.

A	B	C	D	E	F	G	H
	LOUDOUN COUNTY PUBLIC SCHOOLS SCHOOL BOARD ADOPTED FY 2023 - FY 2028 CAPITAL IMPROVEMENT PROGRAM		Year 7	Year 8	Year 9	Year 10	
LINE NUMBER	PROJECT NAME	PROJECT STATUS	FY 2029	FY 2030	FY 2031	FY 2032	Years 7-10 Total
1	New Elementary School (ES-24), Central Loudoun	Previously Identified	\$ 9,505,000	\$ 69,720,000	\$ -	\$ -	\$ 79,225,000
2	New Elementary School (ES-36), Undesignated	Previously Identified	\$ 9,505,000	\$ 69,720,000	\$ -	\$ -	\$ 79,225,000
3	New Elementary School (ES-37), Undesignated	Previously Identified	\$ -	\$ 9,505,000	\$ 69,720,000	\$ -	\$ 79,225,000
4	New Elementary School (ES-38), Undesignated	Previously Identified	\$ -	\$ -	\$ 9,505,000	\$ 69,720,000	\$ 79,225,000
5	New Elementary School (ES-39), Undesignated	Previously Identified	\$ -	\$ -	\$ -	\$ 9,505,000	\$ 9,505,000
6	New Middle School (MS-19), Undesignated	Previously Identified	\$ 19,195,000	\$ 140,745,000	\$ -	\$ -	\$ 159,940,000
7	New Middle School (MS-15), Undesignated	Previously Identified	\$ -	\$ -	\$ 19,195,000	\$ 140,745,000	\$ 159,940,000
8	New High School (HS-15), Undesignated	Previously Identified	\$ -	\$ 27,160,000	\$ 187,875,000	\$ 11,315,000	\$ 226,350,000
9	Eastern Transportation Facility	Previously Identified	\$ 3,765,000	\$ 27,635,000	\$ -	\$ -	\$ 31,400,000
10	New Construction Projects Total		\$ 41,970,000	\$ 344,485,000	\$ 286,295,000	\$ 231,285,000	\$ 904,035,000
11	School Bus Radio Replacements	Previously Identified	\$ 14,375,000	\$ -	\$ -	\$ -	\$ 14,375,000
12	School Bus Replacement and Acquisition	Previously Identified	\$ 12,070,000	\$ 12,070,000	\$ 12,070,000	\$ 12,070,000	\$ 48,280,000
13	Land Acquisition Fund	Previously Identified	\$ 5,000,000	\$ 33,260,000	\$ 5,000,000	\$ -	\$ 43,260,000
14	Other Projects Total		\$ 31,445,000	\$ 45,330,000	\$ 17,070,000	\$ 12,070,000	\$ 105,915,000
15	Capital Facility Renewals and Alterations	Previously Identified	\$ 64,610,000	\$ 66,225,000	\$ 67,880,000	\$ 69,575,000	\$ 268,290,000
16	Capital Renewals and Alterations Total		\$ 64,610,000	\$ 66,225,000	\$ 67,880,000	\$ 69,575,000	\$ 268,290,000
17	CIP TOTAL		\$ 138,025,000	\$ 456,040,000	\$ 371,245,000	\$ 312,930,000	\$ 1,278,240,000
18	FY 2022 School Board Adopted CIP Total		\$ 340,625,000	\$ 189,695,000	\$ 251,085,000	\$ 104,615,000	\$ 886,020,000
19	FY 2023 CIP Above/(Below) FY 2022 Adopted CIP		(\$202,600,000)	\$266,345,000	\$120,160,000	\$208,315,000	\$392,220,000
20	CAPP TOTAL		\$ 47,541,000	\$ 47,541,000	\$ 47,541,000	\$ 47,541,000	\$ 190,164,000
21	FY 2022 School Board Adopted CAPP Total		\$ 40,697,050	\$ 40,697,050	\$ 40,697,050	\$ 40,697,050	\$ 162,788,200
22	FY 2023 CIP Above/(Below) FY 2022 Adopted CAPP		\$6,843,950	\$6,843,950	\$6,843,950	\$6,843,950	\$27,375,800
23	CIP AND CAPP TOTAL		\$ 185,566,000	\$ 503,581,000	\$ 418,786,000	\$ 360,471,000	\$ 1,468,404,000
24	FY 2022 School Board Adopted CIP and CAPP Total		\$ 381,322,050	\$ 230,392,050	\$ 291,782,050	\$ 145,312,050	\$ 1,048,808,200
25	FY 2023 CIP Above/(Below) FY 2022 Adopted CIP and CAPP		(\$195,756,050)	\$273,188,950	\$127,003,950	\$215,158,950	\$419,595,800

This page is intentionally blank.

A	B	C	D	E	F	G	H	I	J	K	L	M	N
	LOUDOUN COUNTY PUBLIC SCHOOLS SCHOOL BOARD ADOPTED FY 2023 - FY 2028 CAPITAL IMPROVEMENT PROGRAM		Year 11	Year 12	Year 13	Year 14	Year 15	Year 16	Year 17	Year 18	Year 19	Year 20	
LINE NUMBER	PROJECT NAME	PROJECT STATUS	FY 2033	FY 2034	FY 2035	FY 2036	FY 2037	FY 2038	FY 2039	FY 2040	FY 2041	FY 2042	Years 11-20 Total
1	New Elementary School (ES-39), Undesignated	Previously Identified	\$ 69,720,000	\$ -	\$ -	\$ -	\$ -	\$ -	\$ -	\$ -	\$ -	\$ -	\$ 69,720,000
2	New Elementary School (ES-41), Undesignated	Previously Identified	\$ -	\$ 9,505,000	\$ 69,720,000	\$ -	\$ -	\$ -	\$ -	\$ -	\$ -	\$ -	\$ 79,225,000
3	New Middle School (MS-20), Undesignated	Previously Identified	\$ 19,195,000	\$ 140,745,000	\$ -	\$ -	\$ -	\$ -	\$ -	\$ -	\$ -	\$ -	\$ 159,940,000
4	New High School (HS-18), Undesignated	Previously Identified	\$ 27,160,000	\$ 187,875,000	\$ 11,315,000	\$ -	\$ -	\$ -	\$ -	\$ -	\$ -	\$ -	\$ 226,350,000
5	New Construction Projects Total		\$ 116,075,000	\$ 338,125,000	\$ 81,035,000	\$ -	\$ -	\$ -	\$ -	\$ -	\$ -	\$ -	\$ 535,235,000
6	School Bus Radio Replacements	Previously Identified	\$ -	\$ -	\$ -	\$ 14,375,000	\$ -	\$ -	\$ -	\$ -	\$ -	\$ -	\$ 14,375,000
7	Other Projects Total		\$ -	\$ -	\$ -	\$ 14,375,000	\$ -	\$ -	\$ -	\$ -	\$ -	\$ -	\$ 14,375,000
8	Capital Facility Renewals and Alterations	Previously Identified	\$ 71,315,000	\$ 73,100,000	\$ 74,930,000	\$ 76,805,000	\$ 78,725,000	\$ 80,695,000	\$ 82,710,000	\$ 84,780,000	\$ 86,900,000	\$ 89,070,000	\$ 799,030,000
9	Capital Renewals and Alterations Total		\$ 71,315,000	\$ 73,100,000	\$ 74,930,000	\$ 76,805,000	\$ 78,725,000	\$ 80,695,000	\$ 82,710,000	\$ 84,780,000	\$ 86,900,000	\$ 89,070,000	\$ 799,030,000
10	CIP TOTAL		\$ 187,390,000	\$ 411,225,000	\$ 155,965,000	\$ 91,180,000	\$ 78,725,000	\$ 80,695,000	\$ 82,710,000	\$ 84,780,000	\$ 86,900,000	\$ 89,070,000	\$ 1,348,640,000
11	FY 2022 School Board Adopted CIP Total		\$ 263,240,000	\$ 248,470,000	\$ 150,245,000	\$ 90,430,000	\$ 78,725,000	\$ 80,695,000	\$ 82,710,000	\$ 84,780,000	\$ 86,900,000	\$ 89,070,000	\$ 1,255,265,000
12	FY 2023 CIP Above/(Below) FY 2022 Adopted CIP		(\$75,850,000)	\$162,755,000	\$5,720,000	\$750,000	\$0	\$0	\$0	\$0	\$0	\$0	\$93,375,000
13	CAPP TOTAL		\$ 47,541,000	\$ 47,541,000	\$ 47,541,000	\$ 47,541,000	\$ 47,541,000	\$ 47,541,000	\$ 47,541,000	\$ 47,541,000	\$ 47,541,000	\$ 47,541,000	\$ 475,410,000
14	FY 2022 School Board Adopted CAPP Total		\$ 40,697,050	\$ 40,697,050	\$ 40,697,050	\$ 40,697,050	\$ 40,697,050	\$ 40,697,050	\$ 40,697,050	\$ 40,697,050	\$ 40,697,050	\$ 40,697,050	\$ 406,970,500
15	FY 2023 CIP Above/(Below) FY 2022 Adopted CAPP		\$6,843,950	\$6,843,950	\$6,843,950	\$6,843,950	\$6,843,950	\$6,843,950	\$6,843,950	\$6,843,950	\$6,843,950	\$6,843,950	\$68,439,500
16	CIP AND CAPP TOTAL		\$ 234,931,000	\$ 458,766,000	\$ 203,506,000	\$ 138,721,000	\$ 126,266,000	\$ 128,236,000	\$ 130,251,000	\$ 132,321,000	\$ 134,441,000	\$ 136,611,000	\$ 1,824,050,000
17	FY 2022 School Board Adopted CIP and CAPP Total		\$ 303,937,050	\$ 289,167,050	\$ 190,942,050	\$ 131,127,050	\$ 119,422,050	\$ 121,392,050	\$ 123,407,050	\$ 125,477,050	\$ 127,597,050	\$ 129,767,050	\$ 1,662,235,500
18	FY 2023 CIP Above/(Below) FY 2022 Adopted CIP and CAPP		(\$69,006,050)	\$169,598,950	\$12,563,950	\$7,593,950	\$6,843,950	\$6,843,950	\$6,843,950	\$6,843,950	\$6,843,950	\$6,843,950	\$161,814,500

This page is intentionally blank.

A	B	C	D	E	F	G	H	I	J	K	L	M	N
	LOUDOUN COUNTY PUBLIC SCHOOLS SCHOOL BOARD ADOPTED FY 2023 - FY 2028 CAPITAL IMPROVEMENT PROGRAM		Year 21	Year 22	Year 23	Year 24	Year 25	Year 26	Year 27	Year 28	Year 29	Year 30	
LINE NUMBER	PROJECT NAME	PROJECT STATUS	FY 2043	FY 2044	FY 2045	FY 2046	FY 2047	FY 2048	FY 2049	FY 2050	FY 2051	FY 2052	Years 21-30 Total
1	New Elementary School (ES-42), Undesignated	Previously Identified	\$ -	\$ -	\$ -	\$ -	\$ -	\$ -	\$ -	\$ -	\$ -	\$ 9,505,000	\$ 9,505,000
2	New Construction Projects Total		\$ -	\$ -	\$ -	\$ -	\$ -	\$ -	\$ -	\$ -	\$ -	\$ 9,505,000	\$ 9,505,000
3	School Bus Radio Replacements	Previously Identified	\$ 14,375,000	\$ -	\$ -	\$ -	\$ -	\$ -	\$ -	\$ 14,375,000	\$ -	\$ -	\$ 28,750,000
4	Land Acquisition Fund	Previously Identified	\$ -	\$ -	\$ -	\$ -	\$ -	\$ -	\$ 5,000,000	\$ -	\$ -	\$ -	\$ 5,000,000
5	Other Projects Total		\$ 14,375,000	\$ -	\$ -	\$ -	\$ -	\$ -	\$ 5,000,000	\$ 14,375,000	\$ -	\$ -	\$ 33,750,000
6	Capital Facility Renewals and Alterations	Previously Identified	\$ 91,295,000	\$ 93,575,000	\$ 95,915,000	\$ 98,315,000	\$ 100,775,000	\$ 103,295,000	\$ 105,875,000	\$ 108,520,000	\$ 111,235,000	\$ 114,015,875	\$ 1,022,815,875
7	Capital Renewals and Alterations Total		\$ 91,295,000	\$ 93,575,000	\$ 95,915,000	\$ 98,315,000	\$ 100,775,000	\$ 103,295,000	\$ 105,875,000	\$ 108,520,000	\$ 111,235,000	\$ 114,015,875	\$ 1,022,815,875
8	CIP TOTAL		\$ 105,670,000	\$ 93,575,000	\$ 95,915,000	\$ 98,315,000	\$ 100,775,000	\$ 103,295,000	\$ 110,875,000	\$ 122,895,000	\$ 111,235,000	\$ 123,520,875	\$ 1,066,070,875
9	FY 2022 School Board Adopted CIP Total		\$ 104,920,000	\$ 93,575,000	\$ 95,915,000	\$ 98,315,000	\$ 100,775,000	\$ 103,295,000	\$ 110,875,000	\$ 122,145,000	\$ 111,235,000	\$ 114,015,000	\$ 1,055,065,000
10	FY 2023 CIP Above/(Below) FY 2022 Adopted CIP		\$750,000	\$0	\$0	\$0	\$0	\$0	\$0	\$750,000	\$0	\$9,505,875	\$11,005,875
11	CAPP TOTAL		\$ 47,541,000	\$ 47,541,000	\$ 47,541,000	\$ 47,541,000	\$ 47,541,000	\$ 47,541,000	\$ 47,541,000	\$ 47,541,000	\$ 47,541,000	\$ 47,541,000	\$ 475,410,000
12	FY 2022 School Board Adopted CAPP Total		\$ 40,697,050	\$ 40,697,050	\$ 40,697,050	\$ 40,697,050	\$ 40,697,050	\$ 40,697,050	\$ 40,697,050	\$ 40,697,050	\$ 40,697,050	\$ 40,697,050	\$ 406,970,500
13	FY 2023 CIP Above/(Below) FY 2022 Adopted CAPP		\$6,843,950	\$6,843,950	\$6,843,950	\$6,843,950	\$6,843,950	\$6,843,950	\$6,843,950	\$6,843,950	\$6,843,950	\$6,843,950	\$68,439,500
14	CIP AND CAPP TOTAL		\$ 153,211,000	\$ 141,116,000	\$ 143,456,000	\$ 145,856,000	\$ 148,316,000	\$ 150,836,000	\$ 158,416,000	\$ 170,436,000	\$ 158,776,000	\$ 171,061,875	\$ 1,541,480,875
15	FY 2022 School Board Adopted CIP and CAPP Total		\$ 145,617,050	\$ 134,272,050	\$ 136,612,050	\$ 139,012,050	\$ 141,472,050	\$ 143,992,050	\$ 151,572,050	\$ 162,842,050	\$ 151,932,050	\$ 154,712,050	\$ 1,462,035,500
16	FY 2023 CIP Above/(Below) FY 2022 Adopted CIP and CAPP		\$7,593,950	\$6,843,950	\$6,843,950	\$6,843,950	\$6,843,950	\$6,843,950	\$6,843,950	\$7,593,950	\$6,843,950	\$16,349,825	\$79,445,375

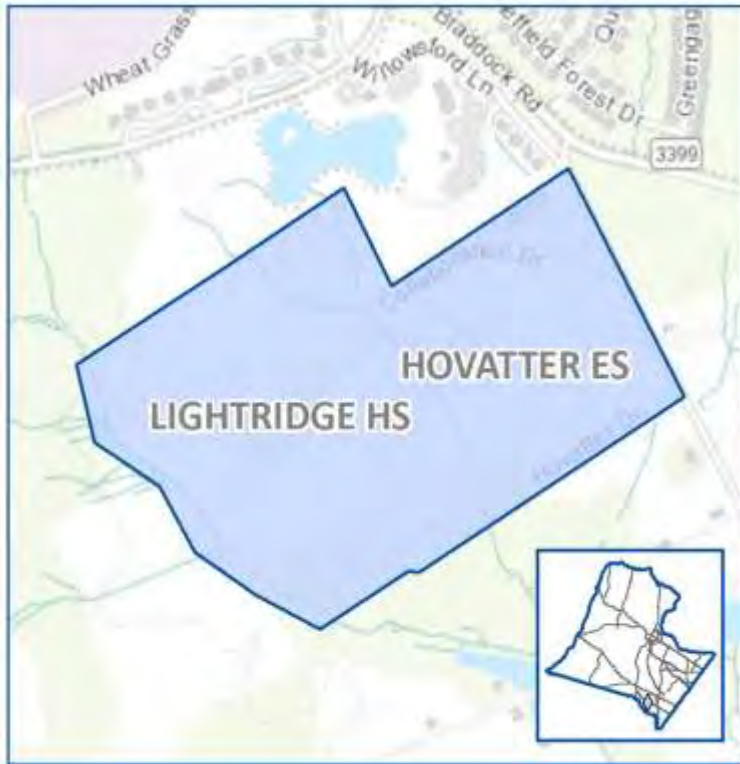
This page is intentionally blank.

NEW CONSTRUCTION

New Construction Funding Summary Table

CIP PAGE NUMBER	PROJECT NAME	PROJECT STATUS	Prior Year	FY 2023	FY 2024	FY 2025	FY 2026	FY 2027	FY 2028	Years 1-6 Total
38	New Elementary School (ES-32), Dulles South (K-2)	Previously Identified	\$ -	\$ 7,250,000	\$ 56,290,000	\$ -	\$ -	\$ -	\$ -	\$ 63,540,000
39	New Elementary School (ES-34), Dulles North	Previously Identified	\$ -	\$ -	\$ -	\$ -	\$ 10,075,000	\$ 66,785,000	\$ -	\$ 76,860,000
40	New High School (HS-14), Dulles North	Previously Identified	\$ -	\$ -	\$ 20,785,000	\$ 181,570,000	\$ 9,635,000	\$ -	\$ -	\$ 211,990,000
41	Student Welcome Center Addition at Sterling ES	Previously Identified	\$ 860,000	\$ 6,850,000	\$ -	\$ -	\$ -	\$ -	\$ -	\$ 6,850,000
	New Construction Projects Total		\$ 860,000	\$ 14,100,000	\$ 77,075,000	\$ 181,570,000	\$ 19,710,000	\$ 66,785,000	\$ -	\$ 359,240,000

ELEMENTARY SCHOOL, ES-32



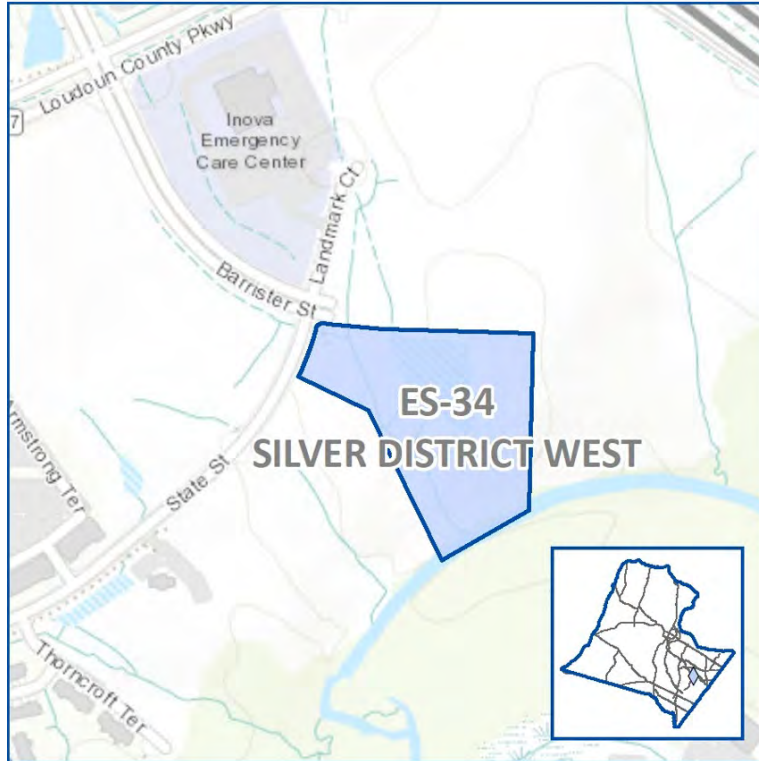
The elementary school will be built using a multi-story design. The estimated 106,323 square foot building will serve students in kindergarten through grade two. The adjacent Hovatter Elementary School will serve students in grades three through five. With an anticipated capacity of 960, the elementary school will include classrooms, a media center, cafeteria, multipurpose room, and unlighted outdoor physical education fields.

ES-32 is planned to be co-located on the same site as Hovatter Elementary School and Lightridge High School in the Dulles South Planning District.

Project Details	
Acres	20
Square Feet	106,323
Base Capacity	960
Election District	Dulles
LCPS Planning District	Dulles South
Referendum Date	November 2021
School Year Opening	2025-2026

PROJECT	TASK	FUNDING	FY 2023				FY 2024				FY 2025				FY 2026				FY 2027				FY 2028			
			Q1	Q2	Q3	Q4	Q1	Q2	Q3	Q4	Q1	Q2	Q3	Q4	Q1	Q2	Q3	Q4	Q1	Q2	Q3	Q4	Q1	Q2	Q3	Q4
ES-32, Dulles South	Design	\$ 7.250	DESIGN				BID																			
	Construction and FFE	\$ 56.290					CONSTRUCTION						FFE	OPEN												
	Total Appropriations	\$ 63.540	\$ 7.250				\$ 56.290																			

ELEMENTARY SCHOOL, ES-34



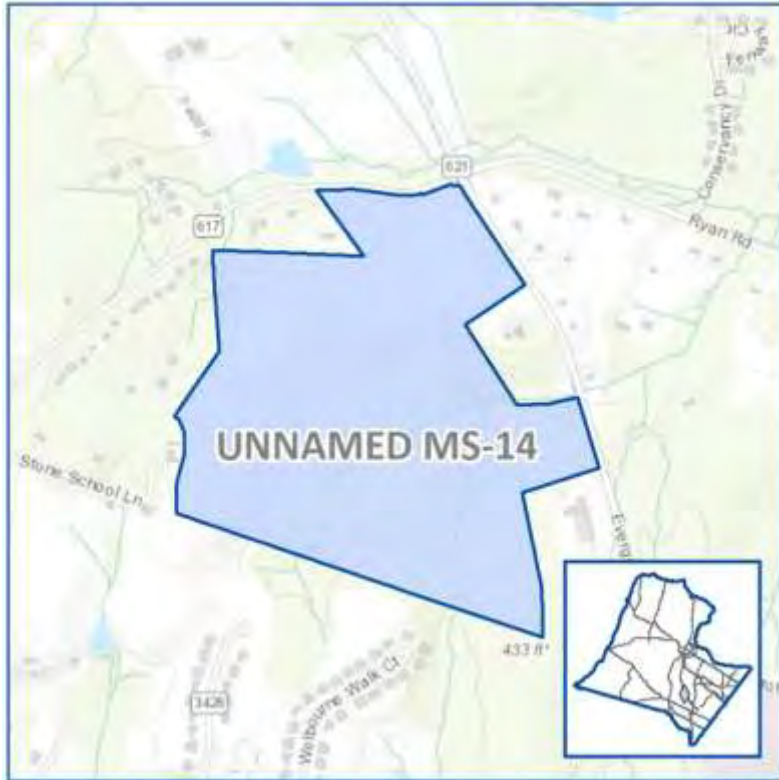
The elementary school will be built using a multi-story design. The estimated 106,323 square foot building will serve students in kindergarten through grade five. With an anticipated capacity of 960, the elementary school will include classrooms, a media center, cafeteria, multipurpose room, and unlighted outdoor physical education fields. Additional funding is provided in the project budget for a structured parking facility on the site, to serve the school.

ES-34 is planned to be in the Dulles North Planning District, on a proffered site in the Silver District West development.

Project Details	
Acres	8.33
Square Feet	106,323
Base Capacity	960
Election District	Dulles
LCPS Planning District	Dulles North
Referendum Date	TBD
School Year Opening	2029-2030

PROJECT	TASK	FUNDING	FY 2023				FY 2024				FY 2025				FY 2026				FY 2027				FY 2028			
			Q1	Q2	Q3	Q4	Q1	Q2	Q3	Q4	Q1	Q2	Q3	Q4	Q1	Q2	Q3	Q4	Q1	Q2	Q3	Q4	Q1	Q2	Q3	Q4
ES-34, Dulles North	Design	\$ 10.075													DESIGN				BID							
	Construction and FFE	\$ 66.785																		CONSTRUCTION						
	Total Appropriations	\$ 76.860													\$ 10.075				\$ 66.785							

HIGH SCHOOL, HS-14



The high school will be built using a multi-story design. The estimated 336,254 square foot building will serve students in grades nine through twelve. With an anticipated capacity of 2100, the high school will include classrooms, cafeteria, auditorium, media center, gymnasium, an auxiliary gymnasium, outdoor physical education fields, and other associated spaces to support the high school program. The football and track stadium at the high school will hold 5,000 spectators to host State Championship meets and events, and an expanded gymnasium would hold up to 3,000 spectators.

HS-14 is planned to be co-located with MS-14, a future elementary school (TBD), and other public uses on a LCPS-owned site.

Project Details	
Acres	75
Square Feet	336,254
Base Capacity	2,100
Election District	Blue Ridge
LCPS Planning District	Dulles North
Referendum Date	TBD
School Year Opening	2028-2029

PROJECT	TASK	FUNDING	FY 2023				FY 2024				FY 2025				FY 2026				FY 2027				FY 2028			
			Q1	Q2	Q3	Q4	Q1	Q2	Q3	Q4	Q1	Q2	Q3	Q4	Q1	Q2	Q3	Q4	Q1	Q2	Q3	Q4	Q1	Q2	Q3	Q4
HS-14, Dulles North	Design	\$ 20.785					DESIGN				BID															
	Construction	\$ 181.570										CONSTRUCTION														FFE
	FFE	\$ 9.635																								
	Total Appropriations	\$ 211.990									\$ 20.785			\$ 181.570			\$ 9.635									

STUDENT WELCOME CENTER



This project provides funding to design and construct an addition at Sterling Elementary School for a Student Welcome Center. The establishment of a Student Welcome Center in eastern Loudoun will provide more efficient and effective delivery of services to the County's limited English proficient public-school students. The Welcome Center will offer a centralized location in eastern Loudoun for various instructional program registration needs, as well as for instructional and/or pupil services support staff.

The addition to Sterling Elementary School, for the Welcome Center, will total 7500 square feet but will not increase the base capacity of the school. On-site parking will be expanded to accommodate the co-located uses.

Project Details	
Acres	N/A
Square Feet	7,500
Base Capacity	N/A
Election District	Sterling
School Planning District	Eastern Loudoun
Referendum Date	November 2020
School Year Opening	2023-2024

PROJECT	TASK	FUNDING	FY 2023				FY 2024				FY 2025				FY 2026				FY 2027				FY 2028			
			Q1	Q2	Q3	Q4	Q1	Q2	Q3	Q4	Q1	Q2	Q3	Q4	Q1	Q2	Q3	Q4	Q1	Q2	Q3	Q4	Q1	Q2	Q3	Q4
Student Welcome Center	Design	\$ 0.860																								
	Construction and FFE	\$ 6.850	CONSTRUCTION				OPEN																			
	Total Appropriations	\$ 7.710	\$ 6.850																							

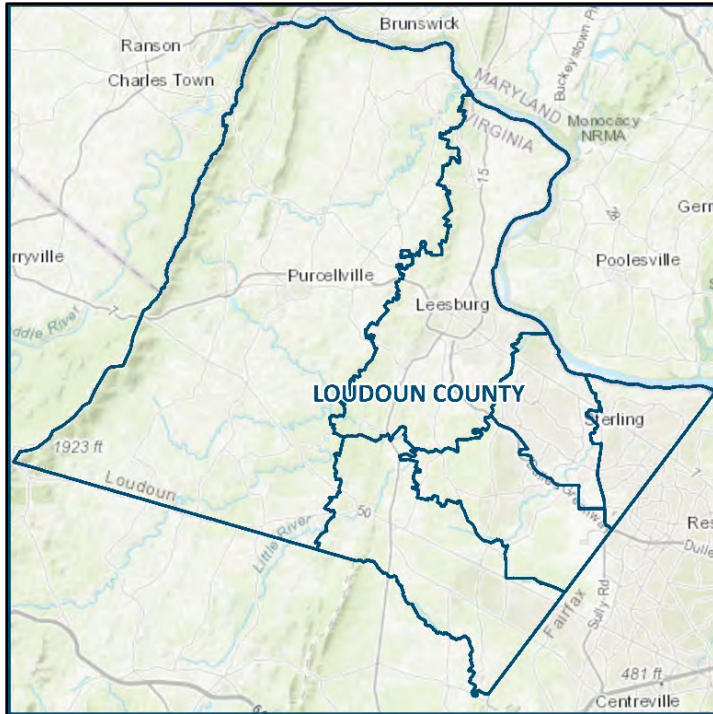
This page is intentionally blank.

OTHER PROJECTS

Other Projects Funding Summary Table

CIP PAGE NUMBER	PROJECT NAME	PROJECT STATUS	Prior Year	FY 2023	FY 2024	FY 2025	FY 2026	FY 2027	FY 2028	Years 1-6 Total
44	School Security Improvements	Previously Funded	\$ 78,514,000	\$ 11,615,000	\$ 2,875,000	\$ -	\$ -	\$ -	\$ -	\$ 14,490,000
45	Valley Service Center Replacement/Western Support Center Improvements	Previously Identified	\$ -	\$ 1,595,000	\$ 12,365,000	\$ -	\$ -	\$ -	\$ -	\$ 13,960,000
46	Valley Service Center Traffic Signal	Previously Identified	\$ -	\$ -	\$ 655,000	\$ -	\$ -	\$ -	\$ -	\$ 655,000
47	School Bus Replacement and Acquisition	Previously Identified	\$ -	\$ 8,755,000	\$ 9,235,000	\$ 9,745,000	\$ 10,280,000	\$ 10,845,000	\$ 11,440,000	\$ 60,300,000
48	Land Acquisition Fund	Previously Identified	\$ -	\$ -	\$ -	\$ 2,475,000	\$ 8,750,000	\$ 29,510,000	\$ 13,750,000	\$ 54,485,000
49	Park View High School/William Obediah Robey High School Addition & Improvements	New Request	\$ -	\$ -	\$ 38,145,000	\$ -	\$ -	\$ -	\$ -	\$ 38,145,000
	Other Projects Total		\$ 78,514,000	\$ 21,965,000	\$ 63,275,000	\$ 12,220,000	\$ 19,030,000	\$ 40,355,000	\$ 25,190,000	\$ 182,035,000

SCHOOL SECURITY IMPROVEMENTS



Prior appropriations were approved from FY 2019 - FY 2022, and additional appropriations are requested in FY 2023 and FY 2024, to provide secure vestibules, upgraded intrusion detection systems, and exterior door electronic access locks at schools throughout the County.

Funding will provide enhanced security at school campuses to include: door hardware, electronics and controls at building entries to manage visitor access, additional cameras and iPhones, modified office configurations, access deterrent measures, and interim secure vestibules to provide enhanced security until permanent work can be completed. Additional enhanced visitor management hardware, controls and access deterrent measures also need to be applied to other facilities that already have the necessary vestibule configuration. Significant interior modifications of office and media center spaces at nine (9) high schools are proposed to better align staff resources with enhanced entry security systems.

Project Details	
Election District	Countywide
LCPS Planning District	Countywide
Referendum Date	November 2017,2018,2020
School Year Opening	2021-2024

PROJECT	TASK	FUNDING	FY 2023				FY 2024				FY 2025				FY 2026				FY 2027				FY 2028			
			Q1	Q2	Q3	Q4	Q1	Q2	Q3	Q4	Q1	Q2	Q3	Q4	Q1	Q2	Q3	Q4	Q1	Q2	Q3	Q4	Q1	Q2	Q3	Q4
School Security Improvements	Exterior Doors	\$ 4.785	CONSTRUCTION																							
	Alarm Systems	\$ 2.940	CONSTRUCTION																							
	Secure Vestibules	\$ 85.279	CONSTRUCTION																							
	Total Appropriations	\$ 93.004	\$ 11.615				\$ 2.875																			

VALLEY SERVICE CENTER REPLACEMENT/WESTERN SUPPORT CENTER IMPROVEMENTS

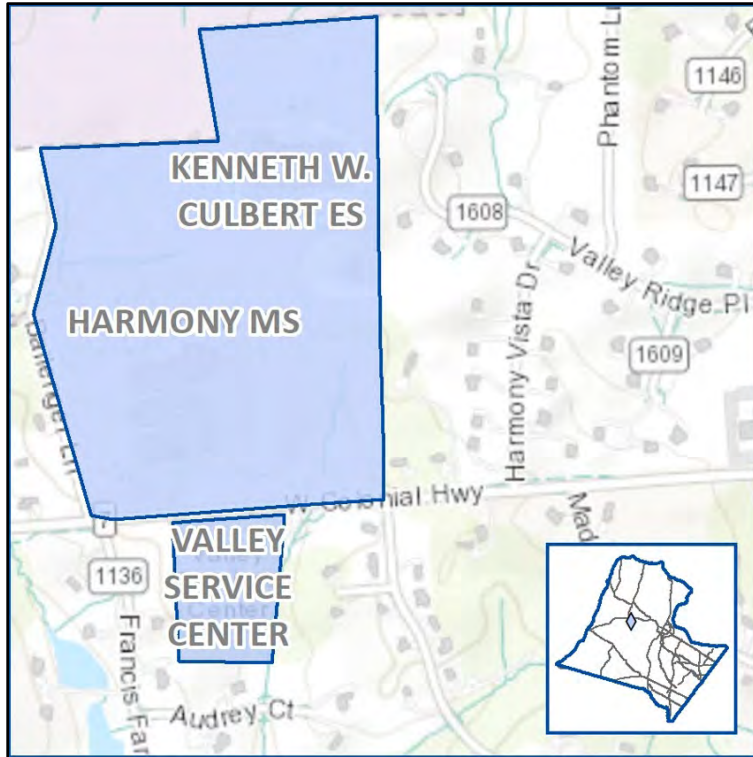


The Loudoun County School Board purchased the Valley Service Center (VSC) property in FY 2018 after years of operating there under a lease. LCPS Central Vehicle Maintenance Operations utilizes a single-bay garage in the facility. The current function has been relocated to the recently purchased Western Support Center (WSC). Through a partnership between LCPS and the County's Department of Parks, Recreation and Community Services (PRCS), the VSC will be razed and replaced with a shared small engine and miscellaneous equipment repair/maintenance facility; a LCPS/County fuel station; pole barns to store salt, sand, materials and equipment; storage buildings; office space; and staff and work vehicle parking for co-located LCPS and PRCS uses. Funding is also provided for improvements to the WSC bus bays and off-site bus parking at Woodgrove High School.

Project Details	
Acres	N/A
Square Feet	43,000
Base Capacity	N/A
Election District	Catoctin
LCPS Planning District	Western Loudoun
Referendum Date	TBD
School Year Opening	2025-2026

PROJECT	TASK	FUNDING	FY 2023				FY 2024				FY 2025				FY 2026				FY 2027				FY 2028			
			Q1	Q2	Q3	Q4	Q1	Q2	Q3	Q4	Q1	Q2	Q3	Q4	Q1	Q2	Q3	Q4	Q1	Q2	Q3	Q4	Q1	Q2	Q3	Q4
Valley Service Center Replacement/Western Support Center Improvements	Design	\$ 1.595	DESIGN				BID																			
	Construction and FFE	\$ 12.365						CONSTRUCTION				FFE	OPEN													
	Total Appropriations	\$ 13.960	\$ 1.595				\$ 12.365																			

VALLEY SERVICE CENTER TRAFFIC SIGNAL



As part of the approved proffers for the rezoning completed with the purchase of the Valley Service Center property, a traffic signal warrant study was completed in 2017 for the intersection of the Valley Service Center entrance, West Colonial Highway, and entrance to Harmony Middle School/Kenneth W. Culbert Elementary School. The study determined that a traffic signal is needed at the intersection. The proffer provided that the signal would be installed when warranted, contingent on funding. The funding for the traffic signal is timed to coincide with the replacement of the Valley Service Center facility.

Project Details	
Acres	N/A
Square Feet	N/A
Base Capacity	N/A
Election District	Catoctin
LCPS Planning District	Western Loudoun
Referendum Date	TBD
School Year Opening	2025-2026

PROJECT	TASK	FUNDING	FY 2023				FY 2024				FY 2025				FY 2026				FY 2027				FY 2028			
			Q1	Q2	Q3	Q4	Q1	Q2	Q3	Q4	Q1	Q2	Q3	Q4	Q1	Q2	Q3	Q4	Q1	Q2	Q3	Q4	Q1	Q2	Q3	Q4
Valley Service Center Traffic Signal	Design						DESIGN	BID																		
	Construction	\$ 0.655									CONSTRUCTION				OPEN											
	Total Appropriations	\$ 0.655								\$ 0.655																

SCHOOL BUS REPLACEMENT AND ACQUISITION



This project provides funding for the replacement and acquisition of school buses on an annual basis.

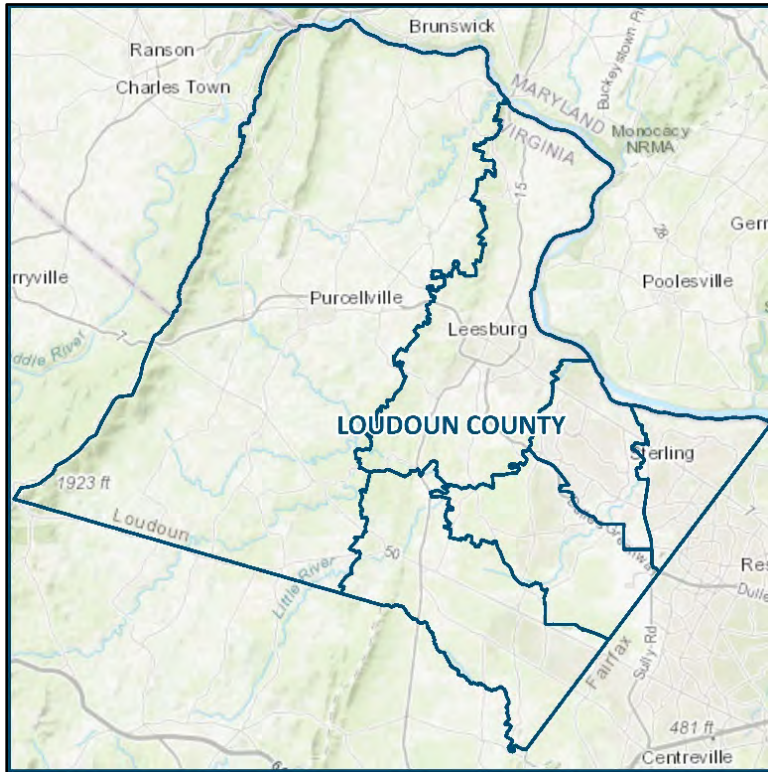
In support of the 2020 Loudoun County School Board resolution on Climate Change, the Division of Transportation began an electric bus pilot program to explore ways to reduce our carbon footprint. LCPS school buses travel over 8 million miles each year and produce over 20 tons of carbon monoxide into the environment. With recent action on climate change and new alternative-fuel products on the market from school bus manufacturers, the LCPS pilot program is designed to test the viability of electric buses to serve our students' transportation needs.

Through a partnership with Dominion Energy, five electric buses have been placed into service and are based (charged) at Park View High School. As part of a 2nd phase of the pilot program, LCPS was recently awarded six (6) electric buses from the Virginia Department of

Environmental Quality, which will be based (charged) at Cardinal Ridge Elementary School and planned for operations in 2022. The pilot program and industry research and monitoring will inform a long-term transportation fleet strategy under development.

PROJECT	TASK	FUNDING	FY 2023				FY 2024				FY 2025				FY 2026				FY 2027				FY 2028			
			Q1	Q2	Q3	Q4	Q1	Q2	Q3	Q4	Q1	Q2	Q3	Q4	Q1	Q2	Q3	Q4	Q1	Q2	Q3	Q4	Q1	Q2	Q3	Q4
School Bus Replacement and Acquisition	Design																									
	Construction																									
	Total Appropriations	\$ 60.300	\$ 8.755				\$ 9.235				\$ 9.745				\$ 10.280				\$ 10.845				\$ 11.440			

LAND ACQUISITION FUND



New school projects are located on sites acquired by proffered conveyance or purchase. When school sites cannot be obtained via proffered conveyance through an approved rezoning, LCPS requests funding to acquire suitable land to develop schools in locations that best serve the County's residents.

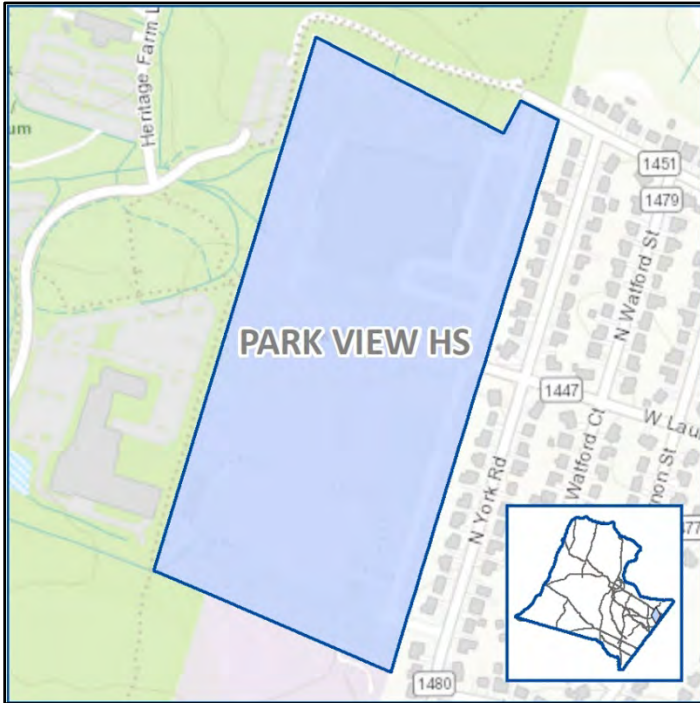
Funding is requested to acquire five (5) elementary schools, three (3) middle schools, two (2) high schools, and one (1) support facility during the 30-year CIP from FY 2023 to FY 2052.

Funding for land acquisition is planned up to three (3) years in advance of the commencement of design for school capital projects. Projected residential development in the County's 2019 Comprehensive Plan requires most of the land acquisition funding for new school sites in the first six-years of the CIP. This allows funds to be available early in the CIP to potentially acquire sites before available tracts of land are sold for other purposes.

Project Details	
Acres	TBD
Square Feet	N/A
Base Capacity	N/A
Election District	Countywide
LCPS Planning District	Countywide
Referendum Date	TBD
School Year Opening	N/A

PROJECT	TASK	FUNDING	FY 2023				FY 2024				FY 2025				FY 2026				FY 2027				FY 2028			
			Q1	Q2	Q3	Q4	Q1	Q2	Q3	Q4	Q1	Q2	Q3	Q4	Q1	Q2	Q3	Q4	Q1	Q2	Q3	Q4	Q1	Q2	Q3	Q4
Land Acquisition	Design																									
	Construction																									
	Total Appropriations	\$ 54.485	\$			-	\$			-	\$			2.475	\$			8.750	\$			29.510	\$			13.750

PARK VIEW HS/WILLIAM OBEDIAH ROBEY HS ADDITION AND IMPROVEMENTS



This project provides funding to design and construct:

- An addition to Park View High School to accommodate the current program and future growth of William Obediah Robey High School (Alternative School).
- A consolidation of multiple previously identified CIP, CAPP, and CRP projects:
 - One baseball and one softball press box
 - Tennis Court Lighting
 - Artificial Turf Field and Lighting for one practice field
 - Reconfigured, secure vestibule
 - Additional office space for administrative and counseling staff
 - Additional fine arts storage, marching band storage, and a marching band tower
 - Other associated building renovations

Design funding is provided in FY 2023 in the Capital Facility Renewals and Alterations program budget. Construction and FFE funding are provided in the CIP budget in FY 2024.

PROJECT	TASK	FUNDING	FY 2023				FY 2024				FY 2025				FY 2026				FY 2027				FY 2028			
			Q1	Q2	Q3	Q4	Q1	Q2	Q3	Q4	Q1	Q2	Q3	Q4	Q1	Q2	Q3	Q4	Q1	Q2	Q3	Q4	Q1	Q2	Q3	Q4
Park View HS/W.O. Robey HS Addition and Improvements	Design	\$ 3.910	DESIGN																							
	Construction and FFE	\$ 38.145					CONSTRUCTION								FFE	OPEN										
	Total Appropriations	\$ 42.055	\$ 3.910				\$ 38.145																			

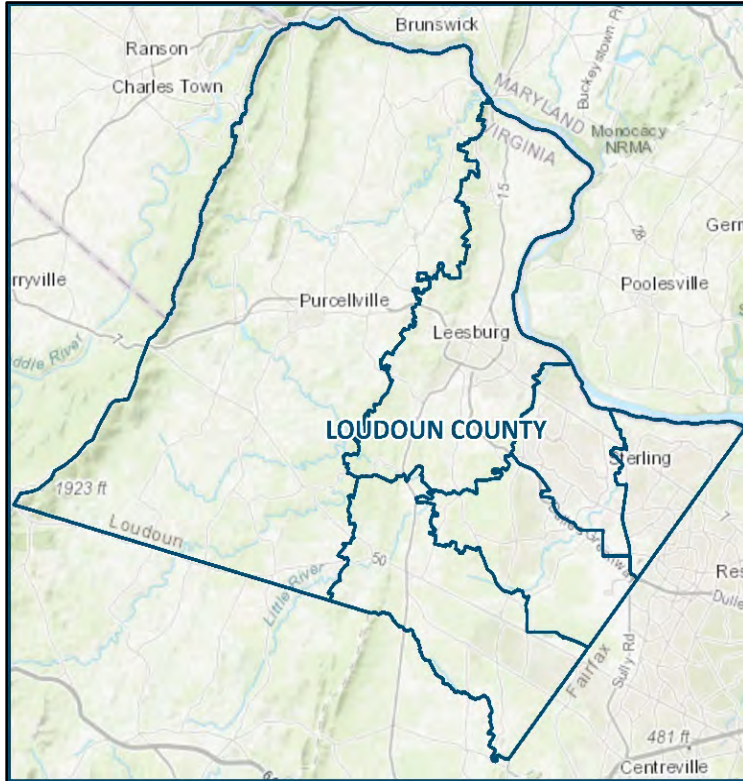
This page is intentionally blank.

CAPITAL FACILITY RENEWALS AND ALTERATIONS

Capital Facility Renewals and Alterations Funding Summary Table

CIP PAGE NUMBER	PROJECT NAME	PROJECT STATUS	Prior Year	FY 2023	FY 2024	FY 2025	FY 2026	FY 2027	FY 2028	Years 1-6 Total
52-73	Capital Facility Renewals and Alterations	Previously Identified	\$ 59,230,000	\$ 49,425,000	\$ 52,985,000	\$ 50,000,000	\$ 50,000,000	\$ 70,000,000	\$ 70,000,000	\$ 342,410,000
	Capital Renewals and Alterations Total		\$ 59,230,000	\$ 49,425,000	\$ 52,985,000	\$ 50,000,000	\$ 50,000,000	\$ 70,000,000	\$ 70,000,000	\$ 342,410,000

CAPITAL FACILITY RENEWALS AND ALTERATIONS



Funding is provided annually to replace, repair, or update critical facility systems, make emergency repairs or improvements, construct needed building, site, or campus alterations, construct classroom additions, renovate and/or renew buildings or sections of buildings, and install needed technology upgrades. Funding in the Capital Facility Renewals and Alterations program can be used flexibly by staff to accommodate emergencies or other high priority needs.

Completed Projects to Date:

- J.L. Simpson MS Energy Conservation project
- HVAC upgrades to six schools
- Energy Conservation projects at ten (10) schools

Projects In Design/Under Development:

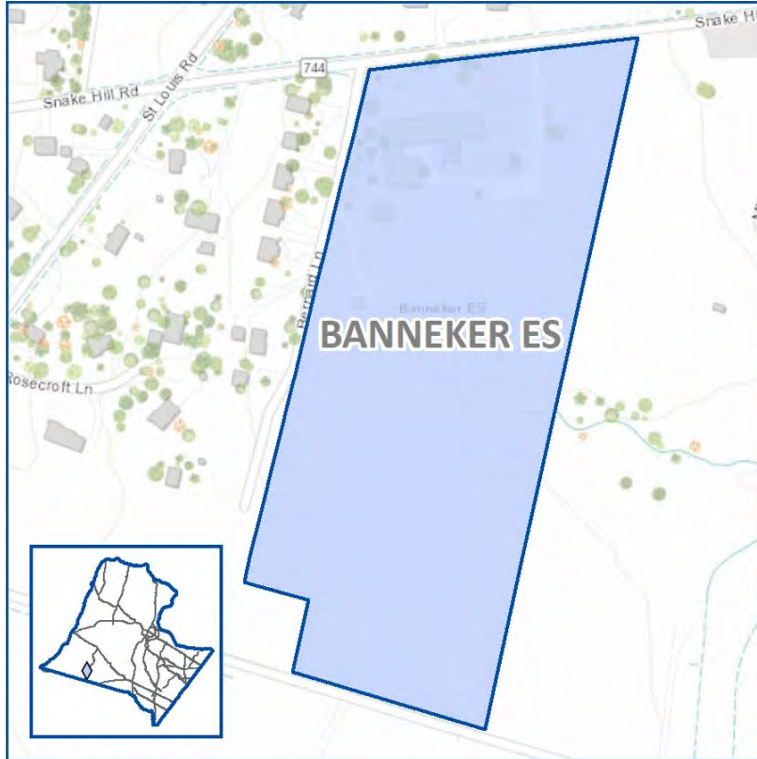
- Arcola ES Parking Expansion
- Administrative Office Reconfigurations
- Briar Woods HS Classroom Addition
- Elementary School Stage Access
- Energy Conservation Projects Phase 4
- Staff Training Center Renewal
- Catoctin ES Classroom Addition
- Safety & Security Improvements
- Potomac Falls HS Weight Room Expansion
- Park View HS Ticket Booth and Concession Stand

PROJECT	TASK	FUNDING	FY 2023				FY 2024				FY 2025				FY 2026				FY 2027				FY 2028			
			Q1	Q2	Q3	Q4	Q1	Q2	Q3	Q4	Q1	Q2	Q3	Q4	Q1	Q2	Q3	Q4	Q1	Q2	Q3	Q4	Q1	Q2	Q3	Q4
Capital Facility Renewals and Alterations	Design																									
	Construction	\$ 342.410	CONSTRUCTION																							
	Total Appropriations	\$ 342.410	\$ 49.425				\$ 52.985				\$ 50.000				\$ 50.000				\$ 70.000				\$ 70.000			

CAPITAL FACILITY RENEWALS AND ALTERATIONS

Prior Years	FY 2023- FY 2024	FY 2025 – FY 2028
Energy Conservation Projects	Energy Conservation Projects	Energy Conservation Projects
Staff Training Center Renewal	Staff Training Center Renewal	Eagle Ridge MS Classroom Addition
Elementary School Stage Access	Park View HS/W.O. Robey HS Addition and Improvements (Design only)	Farmwell Station MS Classroom Addition
Safety & Security Improvements	Safety & Security Improvements	Safety & Security Improvements
Potomac Falls HS Weight Room Expansion	High School Weight Room Expansions	Inclusive Playgrounds
Administrative Office Reconfigurations	Transportation Facility Asphalt Repairs	Transportation Facility Asphalt Repairs
Catoctin ES Addition	High School Baseball/Softball Press Boxes	High School Baseball/Softball Press Boxes
Briar Woods HS Classroom Addition	High School Tennis Court Lighting	High School Tennis Court Lighting
HVAC System Upgrades	Round Hill Center Renewal	Round Hill Center Renewal
Arcola ES Parking Expansion	School Walking Tracks	School Walking Tracks
Park View HS Ticket Booth and Concessions	Modular Classroom Removals	School Bus Washing Station
Waterford ES Modulars	High School Practice Field Turf and Lights	High School Practice Field Turf and Lights
Willard MS Modulars	Banneker ES Addition	Banneker ES Addition
	Fine Arts Storage Improvements	Fine Arts Storage Improvements
	River Bend MS Entrance	Waterford ES Addition
	Unified Communication Systems	Unified Communication Systems
	Privacy Space Conversions	
	Central Vehicle Maintenance/Western Support Center	

BANNER ELEMENTARY SCHOOL ADDITION

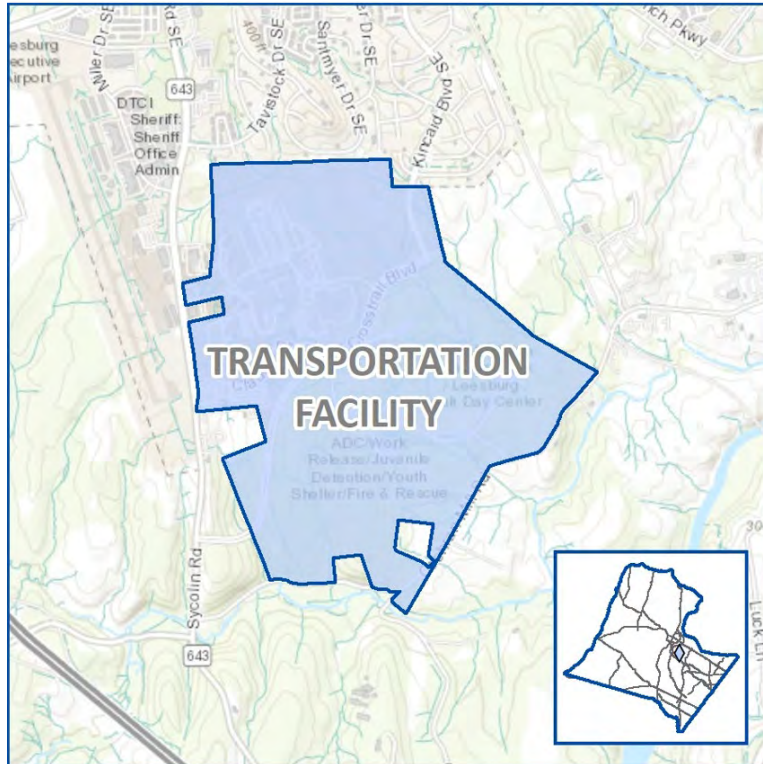


This project provides funding to design and construct the following at Banner Elementary School:

- A 14,579 square foot addition for a multi-purpose room and five-classrooms.
- The multi-purpose room provides program space as a gymnasium and auditorium with associated storage and office space.
- The five-classroom addition accommodates kindergarten classroom space and provides additional restrooms in the building.
- Additional renovations to the cafeteria, kitchen, and office space.
- The project will also remove existing modulares from the school site.

Project Details	
Acres	N/A
Square Feet	14,579
Base Capacity	N/A
Election District	Blue Ridge
LCPS Planning District	Western Loudoun
Referendum Date	N/A
School Year Opening	2026-2027

CENTRAL VEHICLE MAINTENANCE/ WESTERN SUPPORT CENTER IMPROVEMENTS



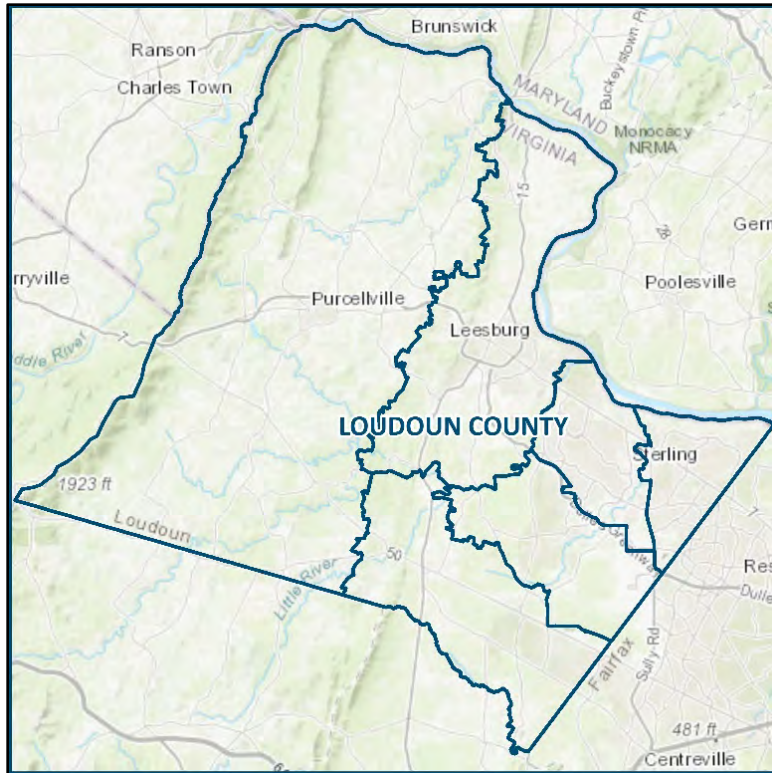
The project provides funding to renovate the central vehicle maintenance facility at the Government Support Center near Leesburg.

As LCPS' bus fleet adds more electric buses, the bus bays and equipment will need to be re-furbished to provide electric vehicle maintenance and servicing.

Funding is also provided for Phase 2 improvements that may be required at the Western Support Center.

Project Details	
Acres	N/A
Square Feet	N/A
Base Capacity	N/A
Election District	Blue Ridge Catoclin
LCPS Planning District	Central Loudoun Western Loudoun
Referendum Date	TBD
School Year Opening	TBD

ENERGY CONSERVATION PROJECTS



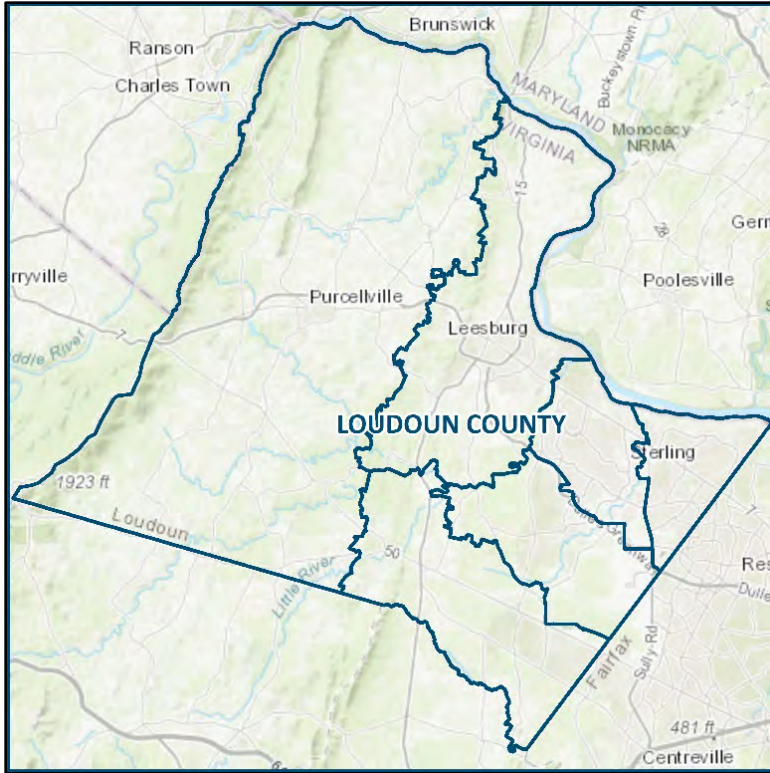
The projects focus on energy conservation in all school buildings, to include:

- Replacing lighting on campus with LED fixtures
- Installing Solar Photo-voltaic arrays
- Replacing electrical transformers
- Recommissioning HVAC energy management systems
- Replacing plumbing fixtures with reduced flow fixtures
- Replacing major mechanical systems
- Applying roof coating and sealant

Funding for the projects are provided from FY 2021 – FY 2029. The focus of the planned work is to reduce utility costs at each school over the next 20 years.

Project Details	
Acres	N/A
Square Feet	N/A
Base Capacity	N/A
Election District	Countywide
LCPS Planning District	Countywide
Referendum Date	TBD
School Year Opening	Various

FINE ARTS STORAGE IMPROVEMENTS

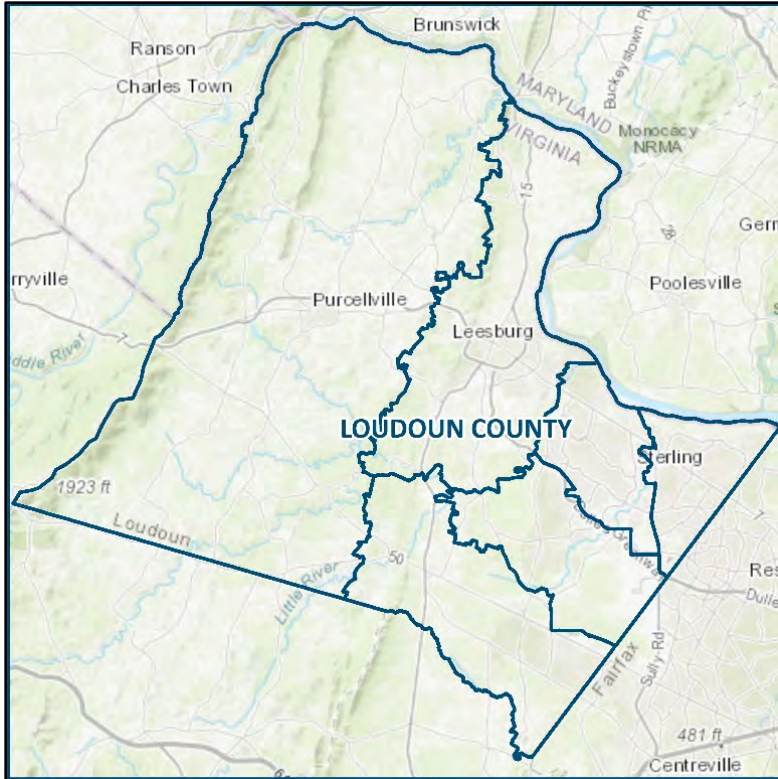


This project provides funding to:

- Design and construct renovations and /or additions to middle schools (17) and high schools (17) to accommodate additional musical instrument storage space within school buildings. Middle School renovations/additions could provide up to 500 square feet of additional space for musical instrument storage at each school. High school renovations/additions could provide up to 900 square feet of additional space for musical instrument storage at each school.
- Design and construct a 900 square foot building for marching band storage, either attached or detached from the main school building as best suited for each site, adjacent to the designated outdoor marching band practice area at each high school.
- Provide for an outdoor marching band observation tower adjacent to each high schools' designated outdoor marching band practice area.

Project Details	
Acres	N/A
Square Feet	TBD
Base Capacity	N/A
Election District	Countywide
LCPS Planning District	Countywide
Referendum Date	TBD
School Year Opening	TBD

HIGH SCHOOL BASEBALL/SOFTBALL PRESS BOXES



The project will involve the construction of ten (10) new press boxes, including storage space, at the baseball and softball fields at the following high schools:

Central Loudoun

Heritage High School

Loudoun County High School

Dulles North

Briar Woods High School

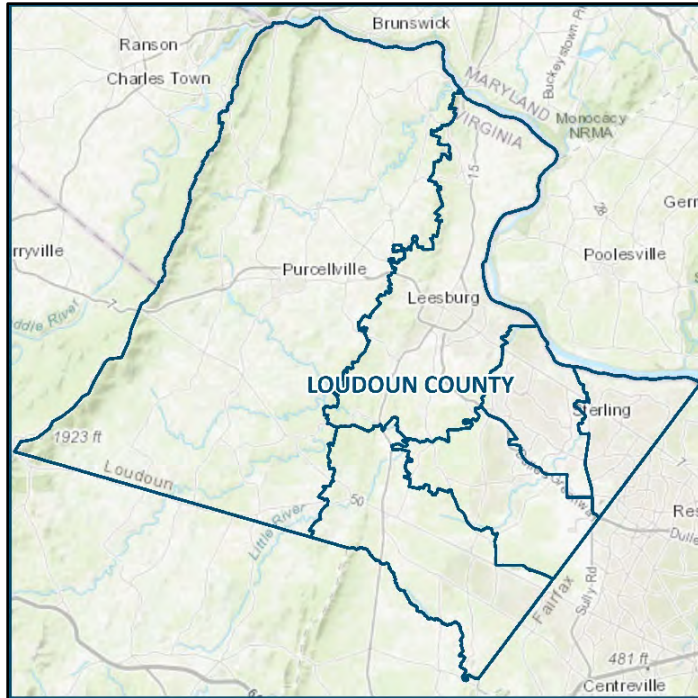
Eastern Loudoun

Dominion High School

Potomac Falls High School

Project Details	
Acres	N/A
Square Feet	N/A
Base Capacity	N/A
Election District	Countywide
LCPS Planning District	Countywide
Referendum Date	TBD
School Year Opening	2023-2024 2024-2025 2025-2026

HIGH SCHOOL PRACTICE FIELDS



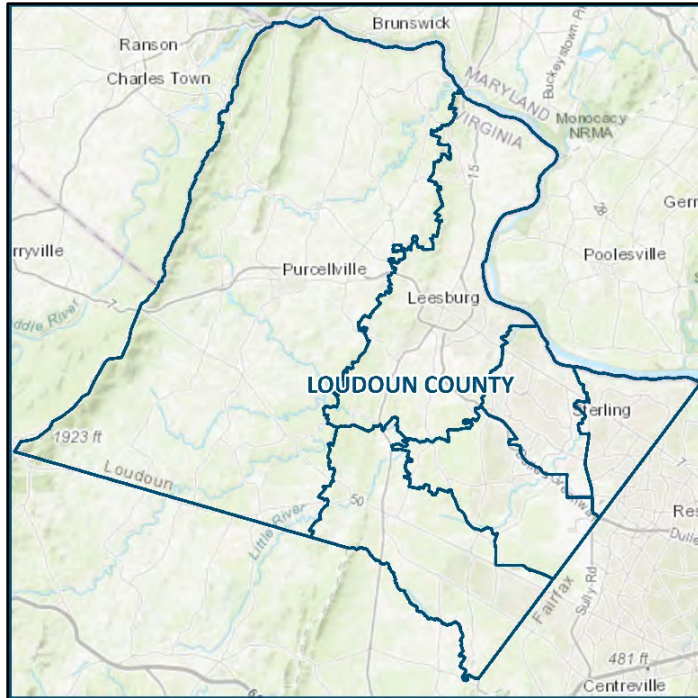
Funding will be provided to install athletic field lighting and synthetic turf to ensure all high schools in the County have two lighted, synthetic turf fields.

The installation of synthetic turf and lights will allow teams to extend the amount of time the fields can be in use for high school athletic teams for practices or matches. The additional high school fields will also be used for County Parks and Recreation athletic programs when the fields are not in use by the high schools.

The project will install synthetic turf at the nine (9) high schools in the County that do not already have a practice field with synthetic turf: Loudoun County High School, Broad Run High School, Potomac Falls High School, Heritage High School, Stone Bridge High School, Dominion High School, Briar Woods High School, Freedom High School, and Tuscarora High School. All high schools in the County will have athletic field lighting installed at one practice field per school.

Project Details	
Acres	N/A
Square Feet	N/A
Base Capacity	N/A
Election District	Countywide
LCPS Planning District	Countywide
Referendum Date	TBD
School Year Opening	Various

HIGH SCHOOL TENNIS COURT LIGHTING

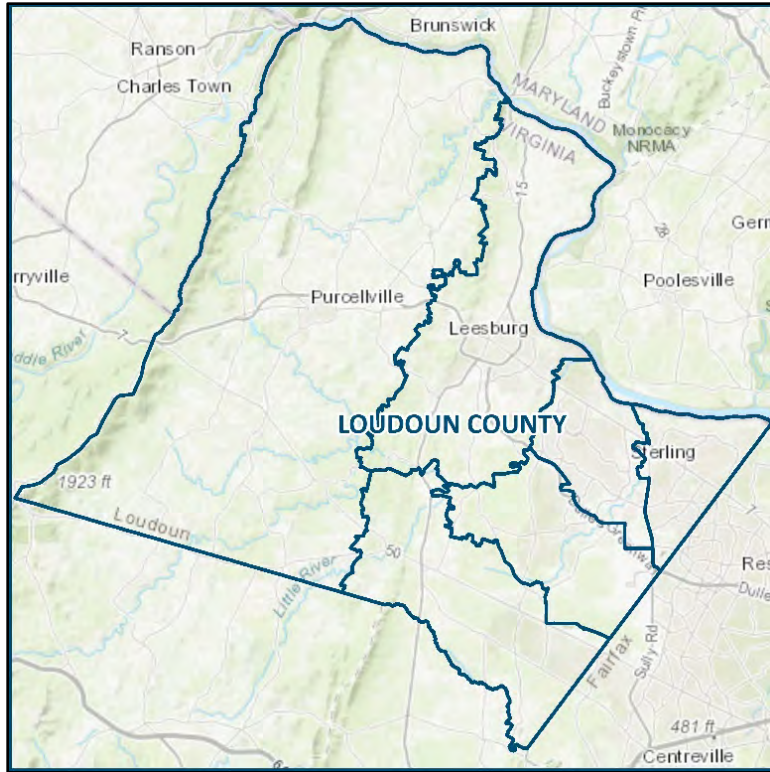


Beginning in FY 2023, funding is requested to install tennis court lights at each LCPS high school where lights do not currently exist. Lighting improvements will be completed over a three-year period. The installation of lights will allow teams to wait out weather delays, avoid the postponement of matches due to loss of light, and enable students to stay in school for the entire instruction day for regular season matches while still completing full length matches.

The fourteen (14) high schools where lights will be installed include: Briar Woods High School, Broad Run High School, Dominion High School, Freedom High School, Heritage High School, John Champe High School, Loudoun County High School, Loudoun Valley High School, Potomac Falls High School, Riverside High School, Rock Ridge High School, Stone Bridge High School, Tuscarora High School, and Woodgrove High School.

Project Details	
Acres	N/A
Square Feet	N/A
Base Capacity	N/A
Election District	Countywide
LCPS Planning District	Countywide
Referendum Date	TBD
School Year Opening	2023-2024 2024-2025 2025-2026

HIGH SCHOOL WEIGHT ROOM EXPANSIONS



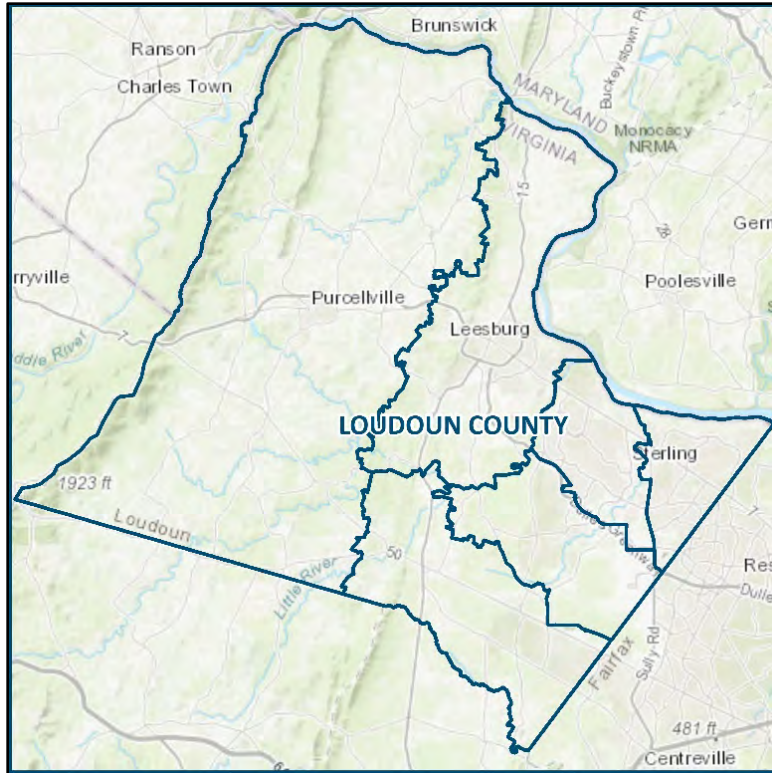
Funding will provide for the expansion of the existing weight rooms at Dominion High School, Heritage High School, and Potomac Falls High School. The weight room expansions will be completed over a three-year period, beginning with Potomac Falls High School in FY 2022.

LCPS collected \$125,000 in cash proffers from the Sterling Meadow rezoning (ZMAP-2019-0007) towards the weight room expansion at Potomac Falls High School.

The expansions are proposed to accommodate increased participation and team/sport opportunities at the high school level. Current prototype high schools have additional space to address the increased need.

Project Details	
Acres	N/A
Square Feet	TBD
Base Capacity	N/A
Election District	Algonkian, Catocin, Sterling
LCPS Planning District	Central, Eastern
Referendum Date	TBD
School Year Opening	2022-2023 2023-2024 2024-2025

MODULAR CLASSROOM REMOVALS

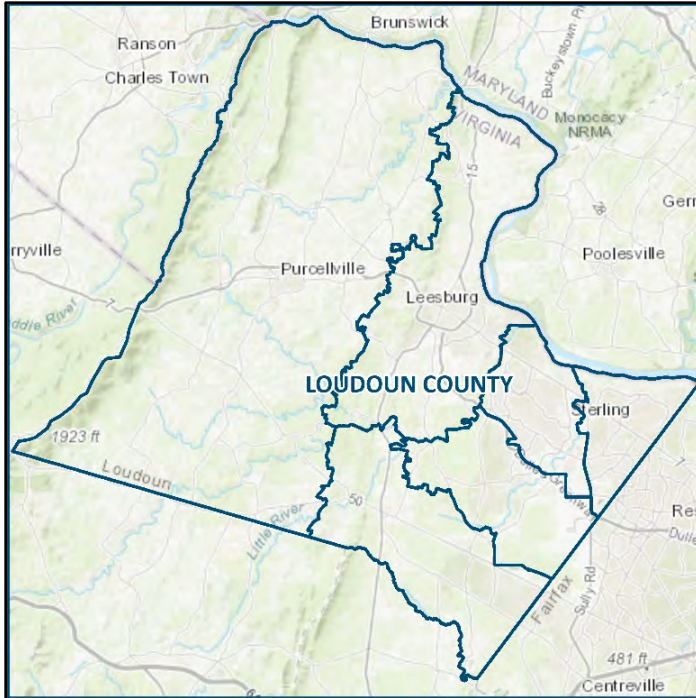


This project provides funding to remove modular classrooms at schools where the useful life of the modular has been met or exceeded, or where continued maintenance of the modular is cost prohibitive.

Where applicable and practical, every intent will be made to provide additional space at the school to make up for the loss of modular classrooms.

Project Details	
Acres	N/A
Square Feet	N/A
Base Capacity	N/A
Election District	Countywide
LCPS Planning District	Countywide
Referendum Date	TBD
School Year Opening	TBD

PRIVACY SPACE CONVERSIONS



This project provides funding to:

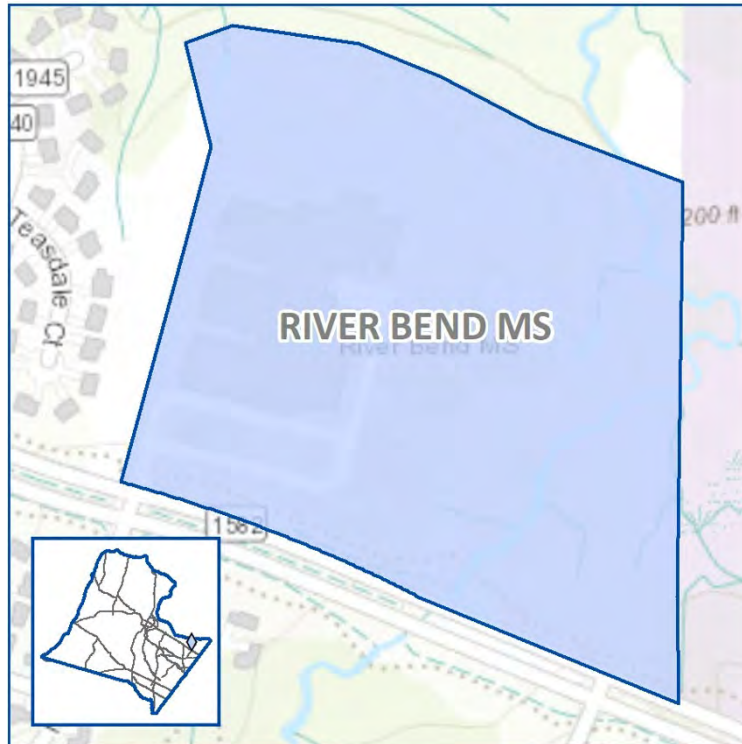
- Continue to expand access to shower rooms, locker rooms, and other private spaces through renovations to locker rooms to provide private shower and changing areas in middle schools and high schools.
- Continue to expand access through renovations to restrooms to provide single occupant, private restrooms, to accommodate students and staff that desire to use private restroom facilities in each school facility.

Staff continues to establish recommendations in consultation with school principals and professional design consultants. The scope of work may vary by school and may be revised as lessons are learned at the school level.

In accordance with School Board action, improvements must be complete by 2026.

Project Details	
Acres	N/A
Square Feet	TBD
Base Capacity	N/A
Election District	Countywide
LCPS Planning District	Countywide
Referendum Date	TBD
School Year Opening	TBD

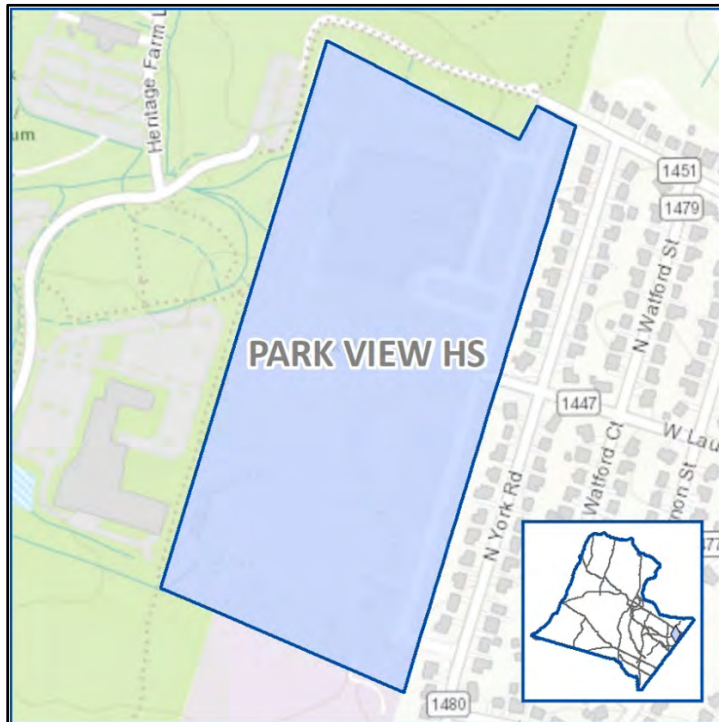
RIVER BEND MIDDLE SCHOOL ENTRANCE/DRIVEWAY



Access to River Bend Middle School is currently provided via one driveway from Algonkian Parkway. This driveway is shared by both buses and cars during arrival and dismissal. A second entrance would be provided from Algonkian Parkway to separate bus and car traffic making access safer and more efficient.

Project Details	
Acres	N/A
Square Feet	N/A
Base Capacity	N/A
Election District	Algonkian
LCPS Planning District	Eastern Loudoun
Referendum Date	TBD
School Year Opening	TBD

PARK VIEW HIGH SCHOOL/WILLIAM OBEDIAH ROBESY HIGH SCHOOL ADDITION AND IMPROVEMENTS



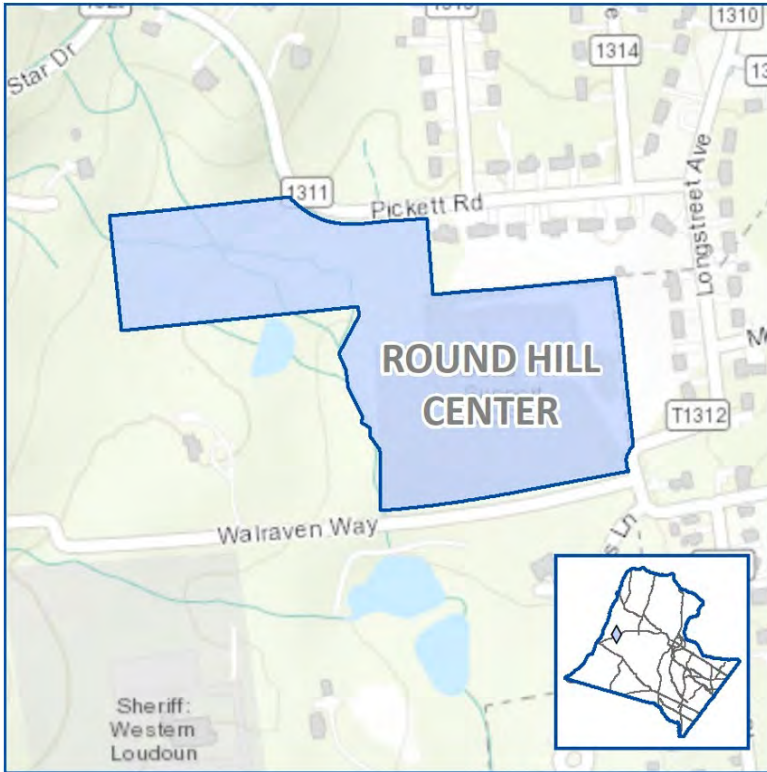
This project provides funding to design and construct:

- An addition to Park View High School to accommodate the current program and future growth of William Obediah Robey High School (Alternative School).
- Consolidation of multiple previously identified CIP, CAPP, and CRP projects:
 - One baseball and one softball press box
 - Tennis Court Lighting
 - Artificial Turf Field and Lighting for one practice field
 - Reconfigured, secure vestibule
 - Additional office space for administrative and counseling staff
 - Additional fine arts storage, marching band storage, and a marching band tower
 - Other associated building renovations

Design funding is provided in FY 2023 in the Capital Facility Renewals and Alterations program budget. Construction and FFE funding are provided in the CIP budget in FY 2024.

Project Details	
Acres	N/A
Square Feet	TBD
Base Capacity	TBD
Election District	Sterling
LCPS Planning District	Eastern Loudoun
Referendum Date	TBD
School Year Opening	2026-2027

ROUND HILL CENTER RENEWAL

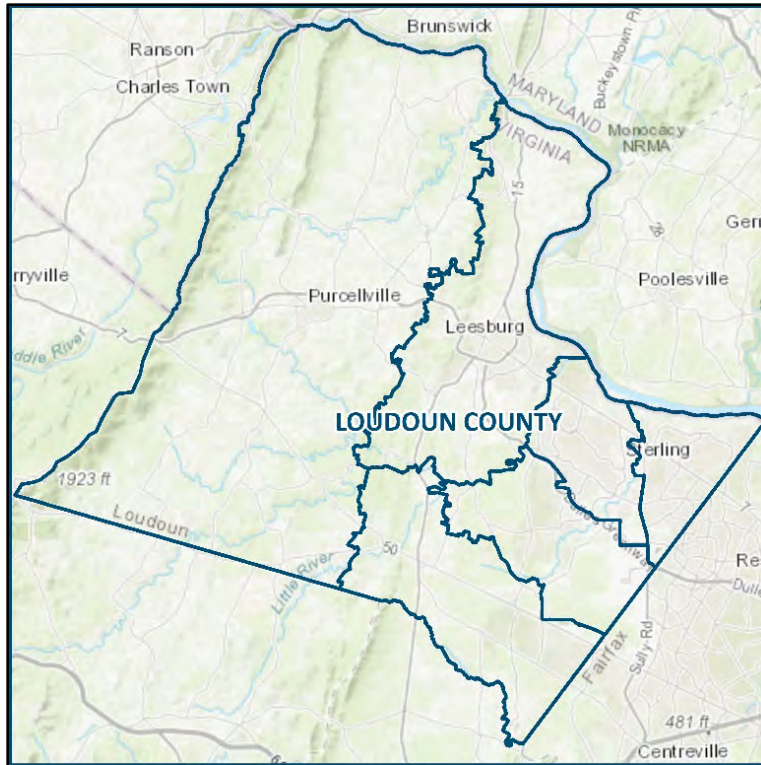


Replacements, repairs, and updates will be undertaken to critical systems (including heat, air conditioning, ventilation, boiler and water systems, piping, light fixtures, switchgear, fire sprinkler/fire alarm, emergency generator, and other related infrastructure). Renewals and restorations (typically surfaces, roofs, carpet, painting, windows, and similar aspects of a facility) will be included as needed.

Most of the facility components have surpassed their life cycle and need major repairs or replacement for effective and efficient operation. The purpose is to protect the capital investment in the facility, extend the life-cycle of the critical systems and renewal items, avoid the loss of time due to critical system failure, reduce deferred maintenance costs, and re-configure space to create optimum working environments for staff.

Project Details	
Acres	3.12
Square Feet	22,818
Base Capacity	N/A
Election District	Blue Ridge
LCPS Planning District	Western Loudoun
Referendum Date	TBD
School Year Opening	2029-2030

SAFETY AND SECURITY IMPROVEMENTS



This project provides funding for closed circuit television (CCTV) improvements, security cameras, and servers at schools throughout the County. This funding is being provided in addition to planned appropriations for the School Security Improvements project in the CIP, which provides for external door access improvements and secure vestibules at schools throughout the County.

The following schools will be addressed in FY 2023:

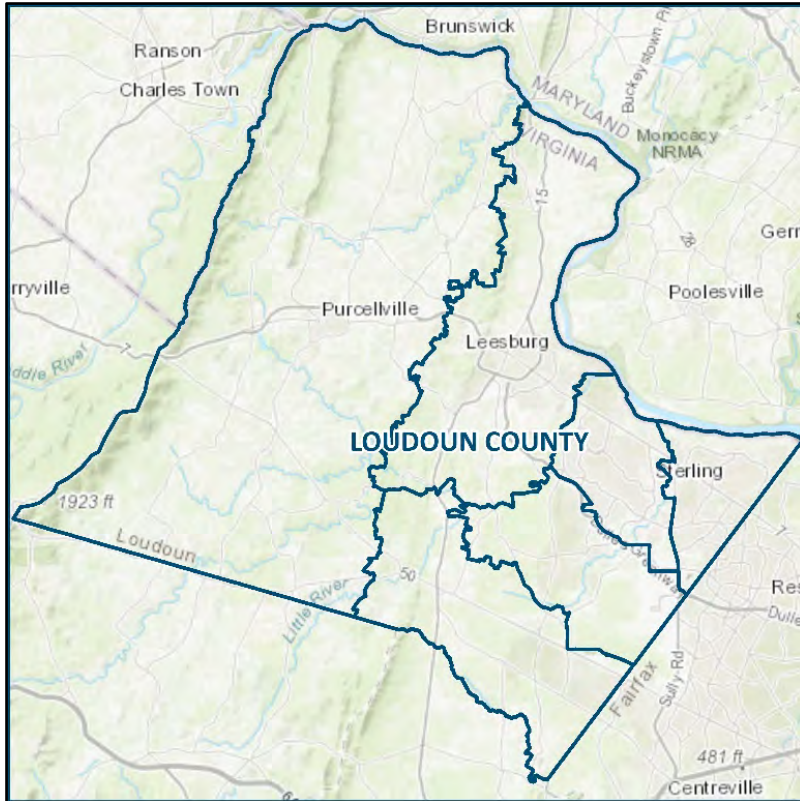
Elementary Schools - Ashburn, Ball's Bluff, Dominion Trail, Evergreen Mill, Hillside, Lovettsville, Lowes Island, Mill Run, Potowmack, Sanders Corner, Sugarland.

Middle Schools - Eagle Ridge, J.L. Simpson, Seneca Ridge.

High Schools – Dominion, Heritage, Rock Ridge.

Project Details	
Acres	N/A
Square Feet	N/A
Base Capacity	N/A
Election District	Countywide
LCPS Planning District	Countywide
Referendum Date	N/A
School Year Opening	Various

SCHOOL WALKING TRACKS



The construction of walking tracks at fifteen (15) schools are recommended to enhance the physical education instructional program at schools that currently do not have a track.

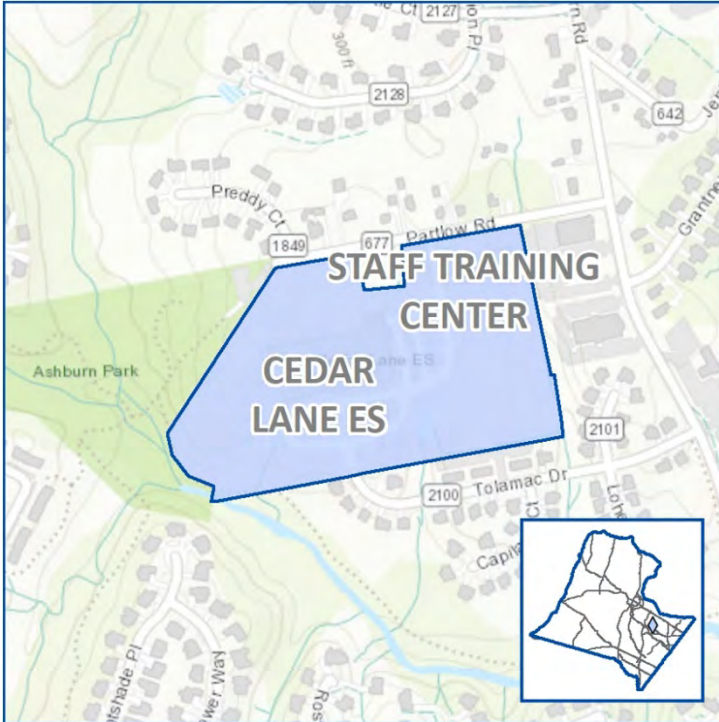
Elementary Schools (12) –Aldie, Algonkian, Countryside, Guilford, John W. Tolbert Jr., Leesburg, Lincoln, Lucketts, Rolling Ridge, Rosa Lee Carter, Sterling, Waterford.

Middle Schools (3) - Seneca Ridge, Smart's Mill, Stone Hill.

The scope of the project may be reduced depending on the allowable use of school cash proffers, as determined by the Town of Leesburg, to provide for school walking tracks at schools located within the Town limits.

Project Details	
Acres	N/A
Square Feet	N/A
Base Capacity	N/A
Election District	Countywide
LCPS Planning District	Countywide
Referendum Date	TBD
School Year Opening	Various

STAFF TRAINING CENTER RENEWAL



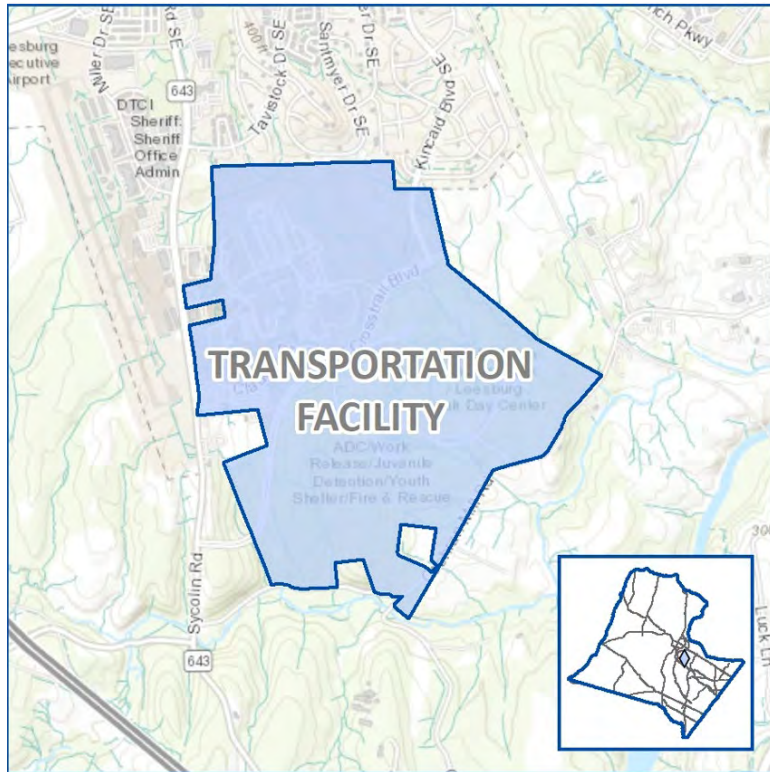
The current Staff Training Center will be reconfigured and renewed to provide office space for administrative uses.

Replacements, repairs, and updates will be undertaken to critical systems (including heat, air conditioning, ventilation, boiler and water systems, piping, light fixtures, switchgear, fire sprinkler/fire alarm, emergency generator, and other related infrastructure). Renewals and restorations (typically surfaces, roofs, carpet, painting, windows, and similar aspects of a facility) will be included as needed.

Most of the facility components have surpassed their life cycle and need major repairs or replacement for effective and efficient operation. The purpose is to protect the capital investment in the facility, extend the life-cycle of the critical systems and renewal items, avoid the loss of time due to critical system failure, reduce deferred maintenance costs, and re-configure space to create optimum working environments for staff.

Project Details	
Acres	N/A
Square Feet	N/A
Base Capacity	N/A
Election District	Ashburn
LCPS Planning District	Ashburn
Referendum Date	November 2020
School Year Opening	2023-2024

TRANSPORTATION FACILITY ASPHALT REPAIRS

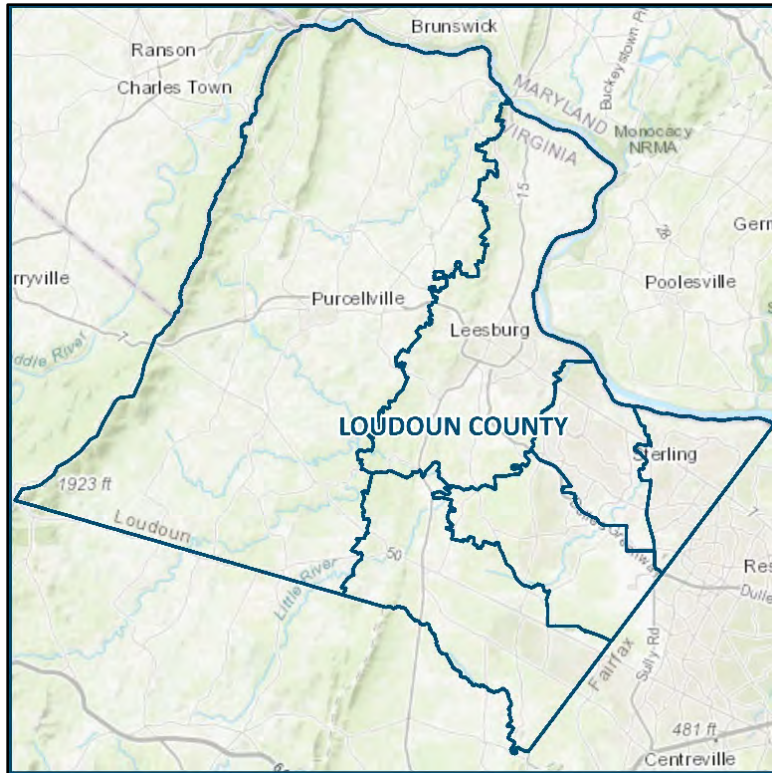


The project provides funding to re-mill and re-pave the LCPS Bus Transportation Facility, owned by the County, at the Government Support Facility site.

The condition of the school bus parking lot and paved areas around the Bus Garage requires total replacement of the paved areas on site.

Project Details	
Acres	N/A
Square Feet	N/A
Base Capacity	N/A
Election District	Catoctin
LCPS Planning District	Central Loudoun
Referendum Date	November 2020
School Year Opening	2028-2029

UNIFIED COMMUNICATION SYSTEMS



Unified Communication Systems (UC) are the modern replacement for school intercom, public address, paging, and telephone systems. They create a single integrated system to support school communications and safety. UC systems are IP-based and require new cabling as they do not utilize existing speaker or telephone cabling.

Many of the current systems in LCPS are over 20 years old with the oldest equipment still in use from the 1970's. Funding is provided to establish a yearly refresh cycle for the legacy system equipment and to provide additional data cabling to support network-connected UC components.

Project Details	
Acres	N/A
Square Feet	N/A
Base Capacity	N/A
Election District	Countywide
LCPS Planning District	Countywide
Referendum Date	TBD
School Year Opening	TBD

WATERFORD ELEMENTARY SCHOOL MODULARS

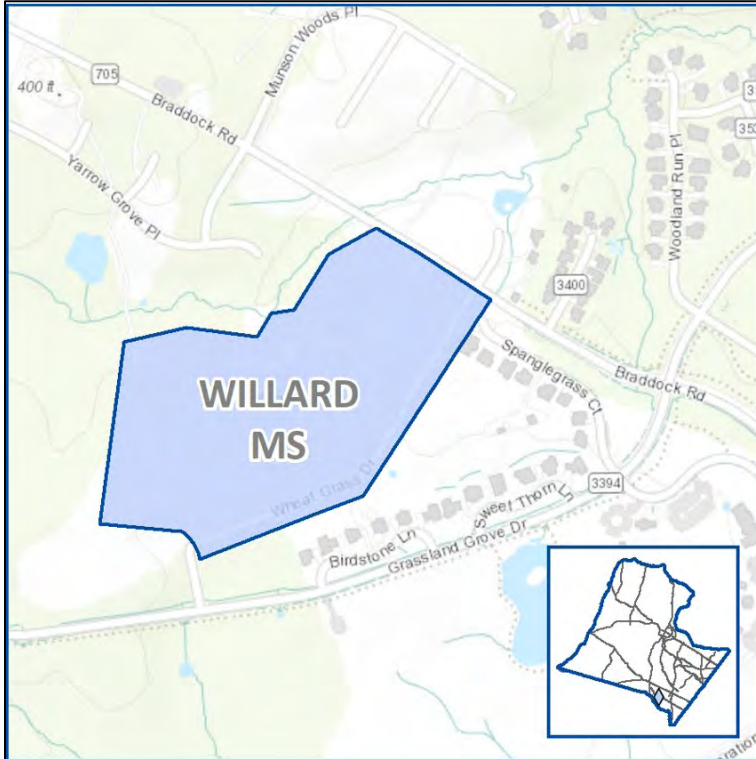


This project provides funding to install two modular classrooms at Waterford Elementary School to address enrollment and classroom capacity shortages.

The project will also remove an existing modular from the school site due to the deteriorating condition of the unit.

Project Details	
Acres	N/A
Square Feet	TBD
Base Capacity	N/A
Election District	Catoctin
LCPS Planning District	Western Loudoun
Referendum Date	N/A
School Year Opening	2022-2023

WILLARD MIDDLE SCHOOL MODULARS



This project provides funding to install four modular classrooms at Willard Middle School to address enrollment and classroom capacity shortages prior to the opening of MS-14 in Fall 2024.

Project Details	
Acres	N/A
Square Feet	TBD
Base Capacity	N/A
Election District	Dulles
LCPS Planning District	Dulles South
Referendum Date	N/A
School Year Opening	2022-2023

This page is intentionally blank.

PREVIOUSLY APPROVED/APPROPRIATED PROJECTS

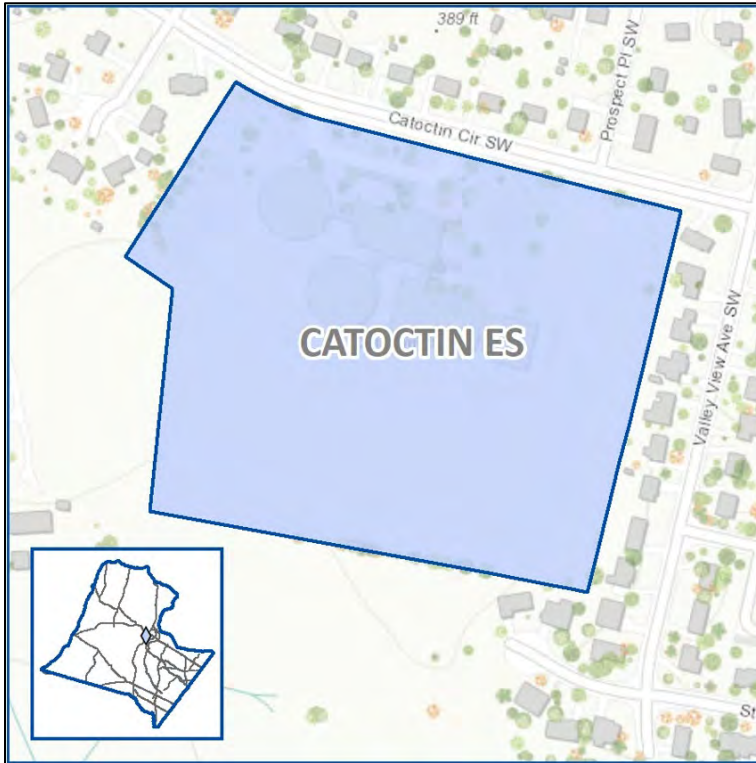
Previously Approved/Appropriated Capital Projects Funding Summary Table

CIP PAGE NUMBER	PROJECT NAME	PRIOR FY	FY 2023	FY 2024	FY 2025	FY 2026	FY 2027	FY 2028	Total Project Funding
76	Catoctin ES Classroom Addition	\$ 3,490,000	\$ -	\$ -	\$ -	\$ -	\$ -	\$ -	\$3,490,000
77	Douglass School Renewal	\$ 33,753,000	\$ -	\$ -	\$ -	\$ -	\$ -	\$ -	\$33,753,000
78	Elaine E. Thompson Elementary School (ES-23)	\$ 44,235,000	\$ -	\$ -	\$ -	\$ -	\$ -	\$ -	\$44,235,000
79	Joint Use Dry Bulk Storage Facility	\$ 8,200,000	\$ -	\$ -	\$ -	\$ -	\$ -	\$ -	\$8,200,000
80	MS-14 , Dulles North Middle School	\$ 99,140,000	\$ -	\$ -	\$ -	\$ -	\$ -	\$ -	\$99,140,000
81	School Bus Radio Replacements	\$ 10,420,000	\$ -	\$ -	\$ -	\$ -	\$ -	\$ -	\$10,420,000
Previously Approved/Appropriated Projects Total		\$ 199,238,000	\$ -	\$ -	\$ -	\$ -	\$ -	\$ -	\$ 199,238,000

Previously Approved Capital Facility Renewals and Alterations Funding Summary Table

CIP PAGE NUMBER	PROJECT NAME	PRIOR FY	FY 2023	FY 2024	FY 2025	FY 2026	FY 2027	FY 2028	Total Project Funding
82	Administrative Office Reconfigurations	\$ 4,510,000	\$ -	\$ -	\$ -	\$ -	\$ -	\$ -	\$ 4,510,000
83	Arcola Elementary School Parking Expansion	\$ 1,115,000	\$ -	\$ -	\$ -	\$ -	\$ -	\$ -	\$ 1,115,000
84	Briar Woods High School Classroom Addition and Modular Removal	\$ 7,745,000	\$ -	\$ -	\$ -	\$ -	\$ -	\$ -	\$ 7,745,000
85	Elementary School Stage Access	\$ 1,560,000	\$ -	\$ -	\$ -	\$ -	\$ -	\$ -	\$ 1,560,000
86	HVAC System Upgrades	\$ 18,953,669	\$ -	\$ -	\$ -	\$ -	\$ -	\$ -	\$ 18,953,669
87	Park View High School Ticket Booth and Concessions	\$ 875,000	\$ -	\$ -	\$ -	\$ -	\$ -	\$ -	\$ 875,000
Previously Approved/Appropriated Capital Facility Renewals & Alterations Total		\$ 34,758,669	\$ -	\$ -	\$ -	\$ -	\$ -	\$ -	\$ 34,758,669

CATOCTIN ELEMENTARY SCHOOL CLASSROOM ADDITION

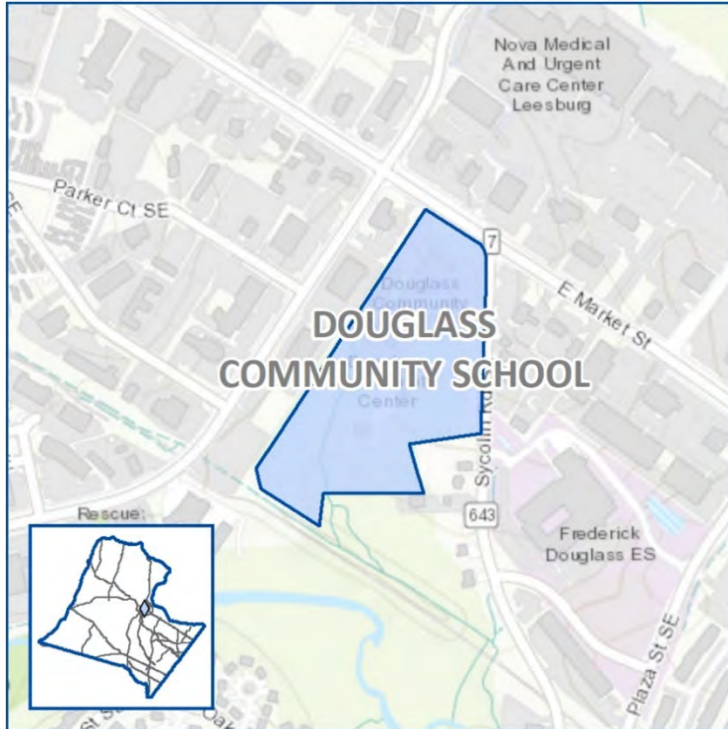


An approximate 4,300 square foot, three-classroom classroom addition will be constructed at Catoctin Elementary School to serve instructional needs.

Project Details	
Acres	N/A
Square Feet	4,300
Base Capacity	N/A
Election District	Leesburg
LCPS Planning District	Central Loudoun
Referendum Date	November 2019
School Year Opening	2022-2023

PROJECT	TASK	FUNDING	FY 2023				FY 2024				FY 2025				FY 2026				FY 2027				FY 2028			
			Q1	Q2	Q3	Q4	Q1	Q2	Q3	Q4	Q1	Q2	Q3	Q4	Q1	Q2	Q3	Q4	Q1	Q2	Q3	Q4	Q1	Q2	Q3	Q4
Catoctin ES Three-Classroom Addition	Design	\$ 0.490																								
	Construction and FFE	\$ 3.000	OPEN																							
	Total Appropriations	\$ 3.490																								

THE DOUGLASS SCHOOL RENEWAL



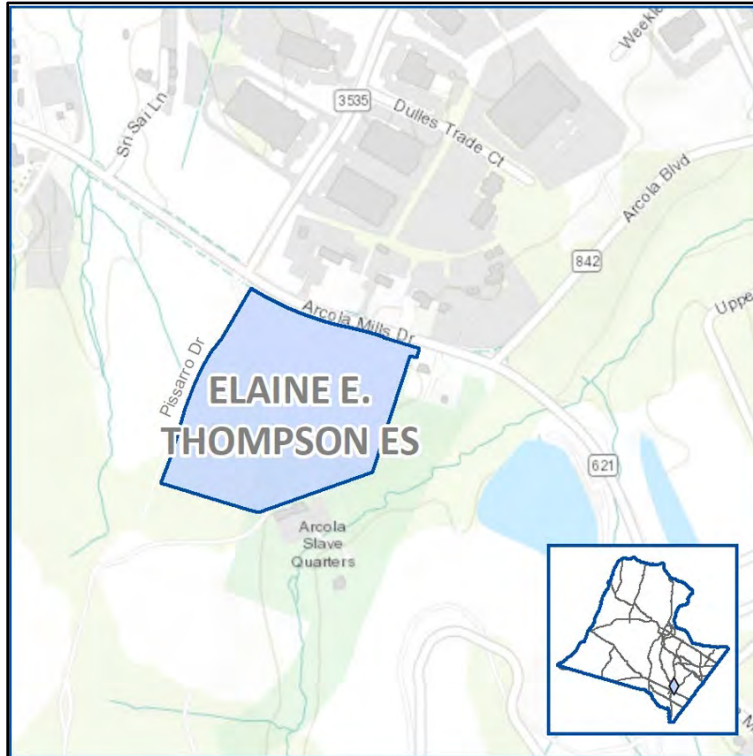
The Douglass School was constructed in 1941 to serve as the first and only African American high school in the county until the end of segregation in 1968. The land was purchased by the African American community and donated to the School Board to secure a place for the secondary education of their children. The building is listed in the Virginia Landmarks Register and the National Register of Historic Places.

The scope of work upholds the significance of the building through historic preservation while providing needed educational programming and community uses - the English Learners (EL) Welcome Center, Head Start, STEP (Starting Towards Excellence in Preschool), and Child Find program. The historic restoration will follow the Secretary of the Interior's Standards for the Treatment of Historic Properties. Site improvements will continue to provide County Parks, Recreation and Community Services (PRCS) recreational uses, event and/or rental opportunities, and parking. Commemorative and interpretive display opportunities within the building and site will be considered based on input from the community and in conjunction with the LCPS Action Plan to Combat Systemic Racism.

Project Details	
Acres	N/A
Square Feet	50,000
Election District	Leesburg
LCPS Planning District	Central Loudoun
Referendum Date	November 2017 and 2020
School Year Opening	2022-2023

PROJECT	TASK	FUNDING	FY 2023				FY 2024				FY 2025				FY 2026				FY 2027				FY 2028			
			Q1	Q2	Q3	Q4	Q1	Q2	Q3	Q4	Q1	Q2	Q3	Q4	Q1	Q2	Q3	Q4	Q1	Q2	Q3	Q4	Q1	Q2	Q3	Q4
Douglass School Renewal	Design	\$ 3.500																								
	Construction and FFE	\$ 30.253	FFE	OPEN																						
	Total Appropriations	\$ 33.753																								

ELAINE E. THOMPSON ELEMENTARY SCHOOL, ES - 23



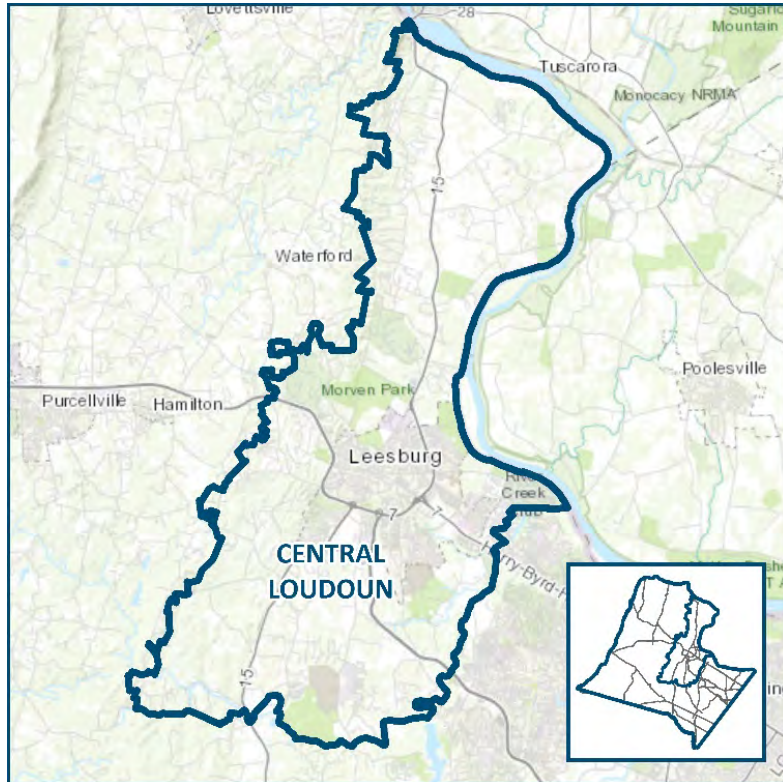
The elementary school will be built using a three-story elementary school design. The estimated 106,323 square foot building will serve students in kindergarten through grade five. With an anticipated capacity of 960, the elementary school will include classrooms, a media center, cafeteria, multipurpose room, and unlighted outdoor physical education fields.

Elaine E. Thompson Elementary School will be in the Dulles North Planning District, on a proffered site within the Arcola Center development.

Project Details	
Acres	13
Square Feet	106,323
Base Capacity	960
Election District	Blue Ridge
LCPS Planning District	Dulles North
Referendum Date	November 2018
School Year Opening	2022-2023

PROJECT	TASK	FUNDING	FY 2023				FY 2024				FY 2025				FY 2026				FY 2027				FY 2028			
			Q1	Q2	Q3	Q4	Q1	Q2	Q3	Q4	Q1	Q2	Q3	Q4	Q1	Q2	Q3	Q4	Q1	Q2	Q3	Q4	Q1	Q2	Q3	Q4
Elaine E. Thompson ES	Design	\$ 5.105																								
ES-23, Dulles North	Construction and FFE	\$ 39.130	OPEN																							
	Total Appropriations	\$ 44.235																								

JOINT USE DRY BULK STORAGE FACILITY



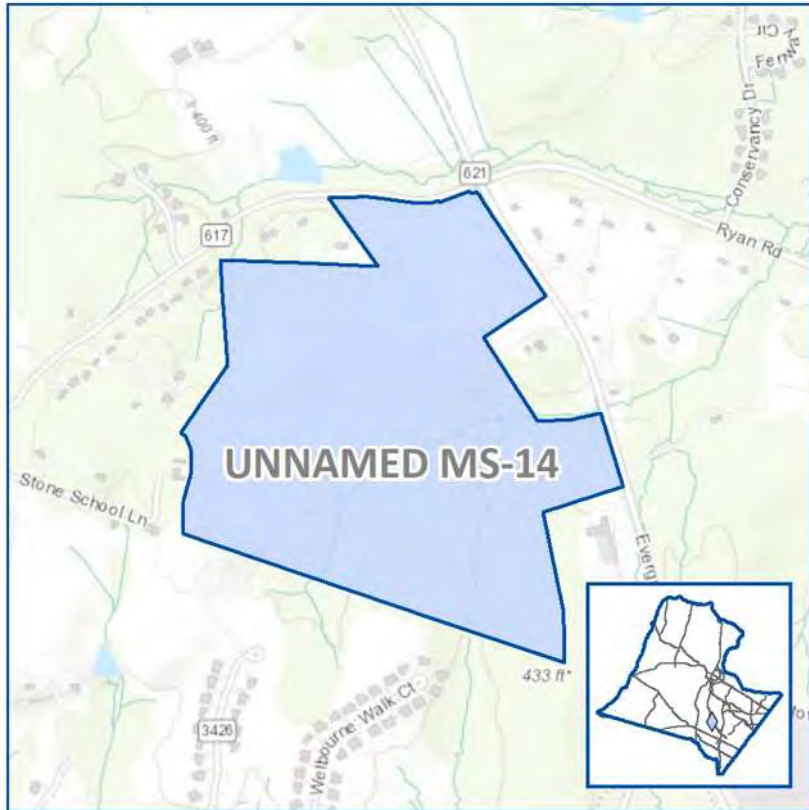
The dry bulk storage facility and two-bay garage will be used by both LCPS and Loudoun County. The facility will include dry storage for approximately 6,000 tons of winter road mix materials and sand/manufactured sand to be used on LCPS and County-owned facility parking lots and driveways during inclement weather. The facility will include a covered, lighted, paved loading area for plow trucks with salt/sand spreaders. The project also provides for a small engine repair shop, covered storage, and outdoor storage areas to be used by LCPS.

A site needs to be acquired or identified for the facility, preferably in the Central Loudoun Planning District.

Project Details	
Acres	TBD
Square Feet	26,000
Base Capacity	N/A
Election District	TBD
LCPS Planning District	TBD
Referendum Date	N/A
School Year Opening	TBD

PROJECT	TASK	FUNDING	FY 2023				FY 2024				FY 2025				FY 2026				FY 2027				FY 2028			
			Q1	Q2	Q3	Q4	Q1	Q2	Q3	Q4	Q1	Q2	Q3	Q4	Q1	Q2	Q3	Q4	Q1	Q2	Q3	Q4	Q1	Q2	Q3	Q4
Joint Use Dry Bulk Storage Facility	Design	\$ 0.820																								
	Construction	\$ 7.380	CONSTRUCTION				OPEN																			
	Total Appropriations	\$ 8.200																								

MS-14, DULLES NORTH



The middle school will be built using a multi-story design. The estimated 184,593 square foot building will serve students in grades six through eight. With an anticipated capacity of 1445, the middle school design will utilize the “house” concept for each grade and will include classrooms, cafeteria, auditorium, media center, gymnasium, auxiliary gymnasium, and unlighted outdoor physical education fields.

MS-14 will be co-located on a LCPS-owned site with HS-14, a future elementary school (TBD), and other public uses.

Project Details	
Acres	172
Square Feet	184,593
Base Capacity	1,445
Election District	Blue Ridge
LCPS Planning District	Dulles North
Referendum Date	November 2019
School Year Opening	2024-2025

PROJECT	TASK	FUNDING	FY 2023				FY 2024				FY 2025				FY 2026				FY 2027				FY 2028			
			Q1	Q2	Q3	Q4	Q1	Q2	Q3	Q4	Q1	Q2	Q3	Q4	Q1	Q2	Q3	Q4	Q1	Q2	Q3	Q4	Q1	Q2	Q3	Q4
MS-14, Dulles North	Design	\$ 8.460																								
	Construction and FFE	\$ 90.680	CONSTRUCTION								FFE	OPEN														
	Total Appropriations	\$ 99.140										OPEN														

SCHOOL BUS RADIO REPLACEMENTS



Project funding will update the radio system to the latest standards, provide a warranty, and establish a system that is serviceable by multiple vendors.

LCPS radio infrastructure is comprised of eight (8) separate radio sites that provide county-wide radio coverage for over 1,000 users. The radio system handles an average of 60,000 radio transmissions per month for school buses alone and provides communications for support staff and alert radio transmissions for schools. Many of the tower antenna systems are more than ten (10) years old and the last major system update was seven (7) years ago.

Project Details	
Acres	N/A
Square Feet	N/A
Base Capacity	N/A
Election District	Countywide
LCPS Planning District	Countywide
Referendum Date	TBD
School Year Opening	N/A

PROJECT	TASK	FUNDING	FY 2023				FY 2024				FY 2025				FY 2026				FY 2027				FY 2028			
			Q1	Q2	Q3	Q4	Q1	Q2	Q3	Q4	Q1	Q2	Q3	Q4	Q1	Q2	Q3	Q4	Q1	Q2	Q3	Q4	Q1	Q2	Q3	Q4
School Bus Radio Replacements	Design																									
	Construction	\$ 10.420																								
	Total Appropriations	\$ 10.420																								

ADMINISTRATIVE OFFICE RECONFIGURATIONS



The project renovates and reconfigures areas of the LCPS Administration Building. Space will be reconfigured in an efficient manner to maximize the use of administrative and office space to meet demand from annual growth.

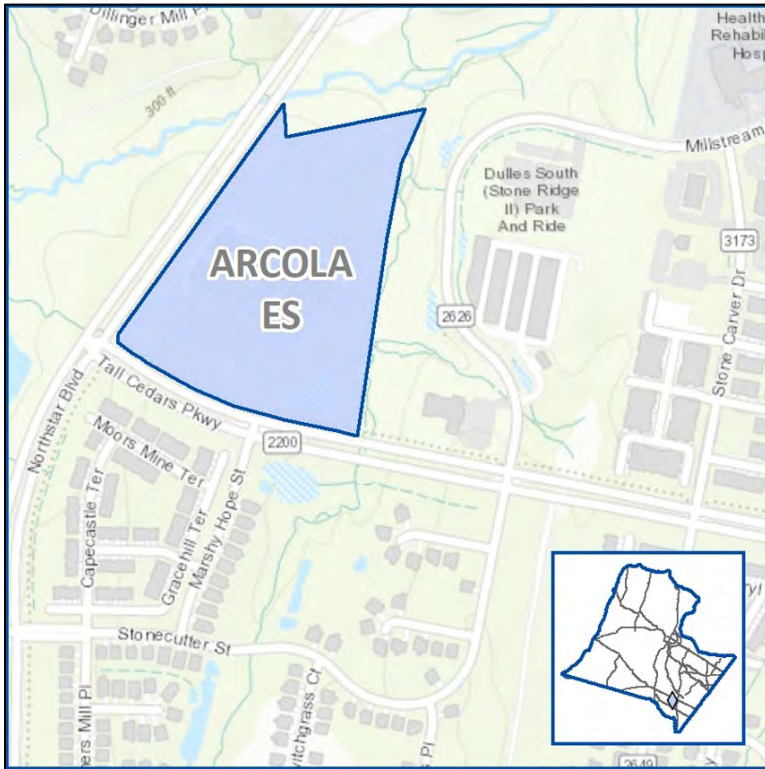
Planned improvements include:

1. Additional conference and meeting rooms, training rooms, and a secure vestibule on the first floor of the Administration Building.
2. Enhanced exterior security.
3. Renovated office space on the upper floors of the Administration Building.

The project scope coincides with an ongoing review of LCPS programs to determine space needs in a central, in-person environment that maximizes staff and space planning efficiencies.

Project Details	
Acres	N/A
Square Feet	TBD
Base Capacity	N/A
Election District	Ashburn
LCPS Planning District	Dulles North
Referendum Date	November 2020
School Year Opening	2022-2023

ARCOLA ELEMENTARY SCHOOL PARKING/CONNECTION TO NORTHSTAR BOULEVARD

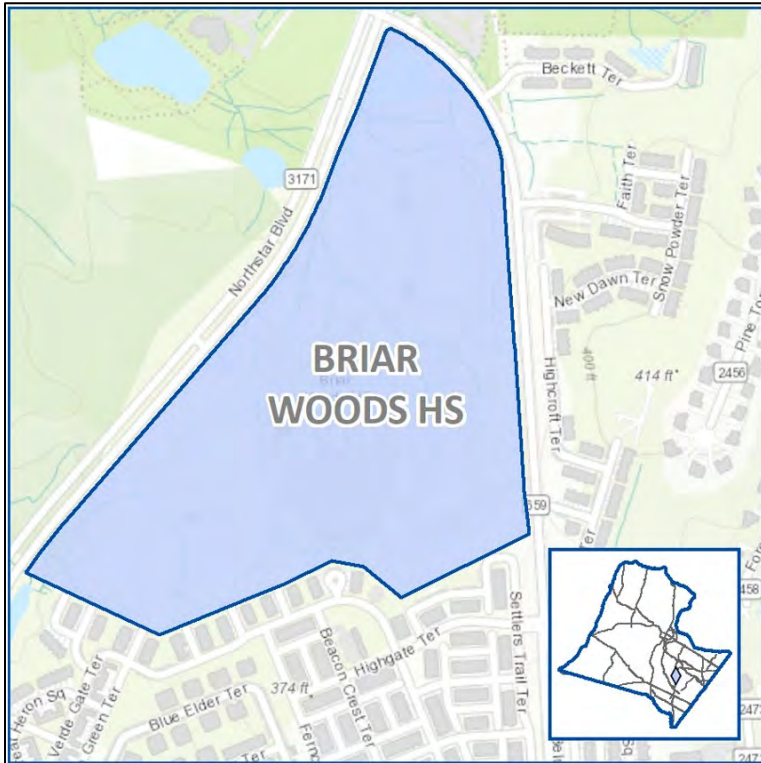


The project will provide a second school entrance from Northstar Boulevard, north of Tall Cedars Parkway. The project scope includes an entrance/exit connection onto Northstar Boulevard, an additional fifty (50) parking spaces, and improved traffic circulation and parent drop-off/pick-up logistics on-site.

Arcola Elementary School currently has a single combined bus and staff/parent entrance from Tall Cedars Parkway, causing considerable vehicle queuing, stacking, and traffic conflicts. The project will connect to Northstar Boulevard after the County constructs the segment of Northstar Boulevard from Route 50/John Mosby Highway to Tall Cedars Parkway, projected to be completed in 2022.

Project Details	
Acres	N/A
Square Feet	N/A
Base Capacity	N/A
Election District	Dulles
LCPS Planning District	Dulles South
Referendum Date	N/A
School Year Opening	2022-2023

BRIAR WOODS HIGH SCHOOL CLASSROOM ADDITION AND MODULAR REMOVAL



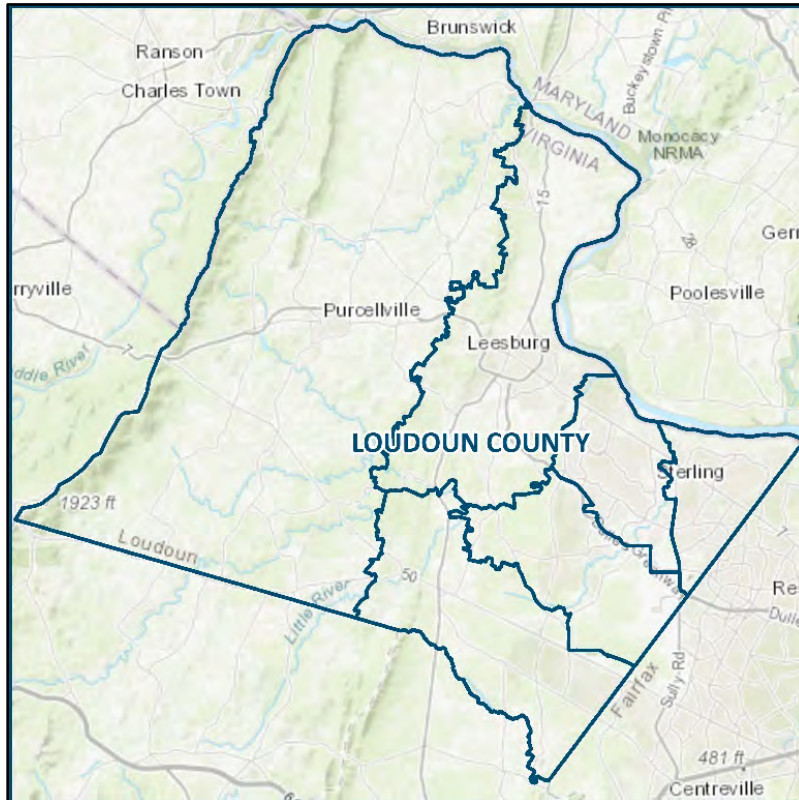
A classroom addition is proposed for Briar Woods High School for completion in fall 2023. The classroom addition will be approximately 13,000 square feet and include ten (10) classrooms.

The project will sustain capacity in the Dulles North area to accommodate future planned growth and keep the school up to current school facility capacity standards in a high-growth area.

The ten modular classrooms currently on site will be removed as part of this project.

Project Details	
Acres	N/A
Square Feet	13,000
Base Capacity	N/A
Election District	Blue Ridge
LCPS Planning District	Dulles North
Referendum Date	November 2020
School Year Opening	2023-2024

ELEMENTARY SCHOOL STAGE ACCESS



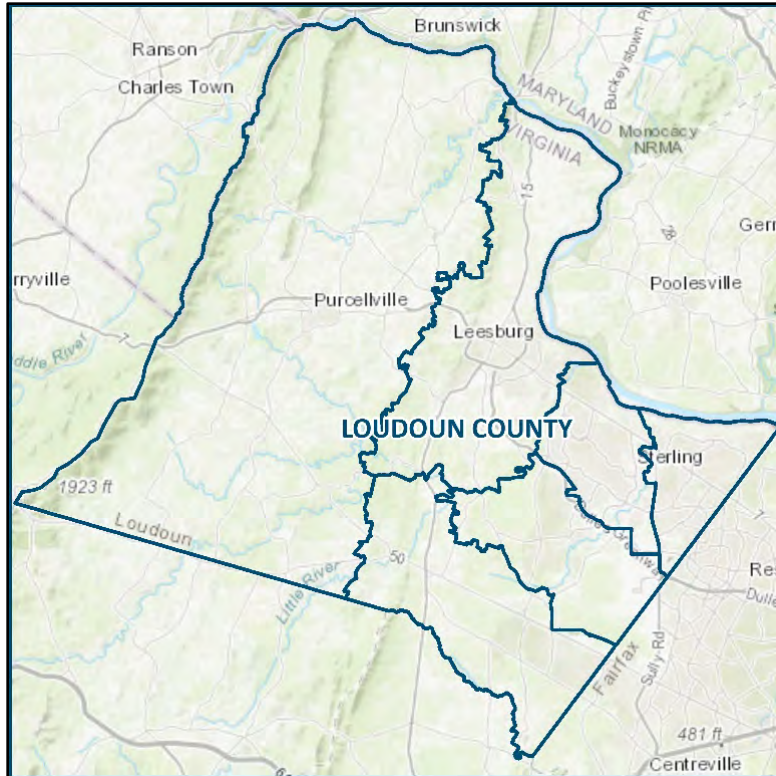
This project provides funding for accessibility improvements for stages in twelve (12) elementary schools throughout the County.

Elementary Schools receiving access improvements include:

Aldie ES	Dulles South
Algonkian ES	Eastern Loudoun
Banneker ES	Western Loudoun
Catoctin ES	Central Loudoun
Cool Spring ES	Central Loudoun
Emerick ES	Western Loudoun
Leesburg ES	Central Loudoun
Lincoln ES	Western Loudoun
Lucketts ES	Central Loudoun
Meadowland ES	Eastern Loudoun
Sterling ES	Eastern Loudoun
Waterford ES	Western Loudoun

Project Details	
Acres	N/A
Square Feet	N/A
Base Capacity	N/A
Election District	Countywide
LCPS Planning District	Countywide
Referendum Date	N/A
School Year Opening	TBD

HVAC SYSTEM UPGRADES



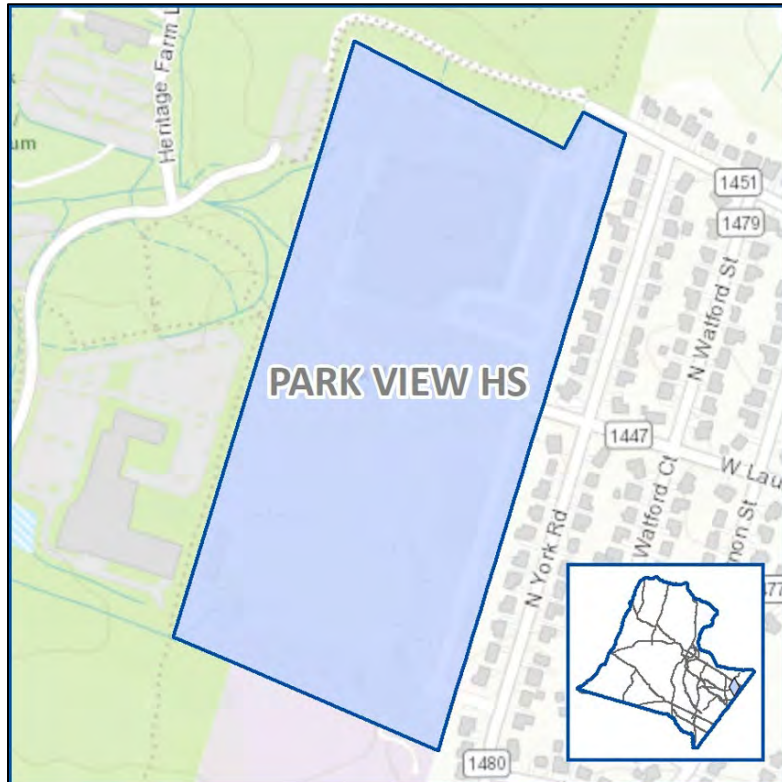
The project provides HVAC system upgrades at six (6) schools. The HVAC system will be completely replaced at Aldie Elementary School, Middleburg Community Charter School, and Banneker Elementary School. Partial system replacements will be provided at Loudoun Valley High School, Broad Run High School, and Catoctin Elementary School. The upgrades will improve ventilation and airflow performance where temporary high-efficiency particulate air (HEPA) filter systems are currently in place.

The HVAC system upgrades will be installed at:

- Aldie Elementary School
- Banneker Elementary School
- Broad Run High School
- Catoctin Elementary School
- Loudoun Valley High School
- Middleburg Community Charter School

Project Details	
Acres	N/A
Square Feet	N/A
Base Capacity	N/A
Election District	Countywide
LCPS Planning District	Countywide
Referendum Date	TBD
School Year Opening	2021-2022

PARK VIEW HIGH SCHOOL TICKET BOOTH AND CONCESSIONS



Funding will provide for the replacement of the ticket booth and concession stand at Park View High School.

Project Details	
Acres	N/A
Square Feet	TBD
Base Capacity	N/A
Election District	Sterling
LCPS Planning District	Eastern Loudoun
Referendum Date	TBD
School Year Opening	2022-2023

This page is intentionally blank.

CAPITAL ASSET PRESERVATION PROGRAM

FY 2023- FY 2028 Capital Asset Preservation Program (CAPP) Funding Summary

The Capital Asset Preservation Program (CAPP) budget provides funding for the regular maintenance and replacement of facility system components. These facility components have shorter-term life cycles than the buildings they support and require major maintenance and/or replacement at least every 10 years, depending on the component type and the frequency and intensity of use. Typical facility components maintained in the CAPP include electrical (e.g., clocks, fire alarms, lighting, generators); heating, ventilation, and air conditioning (HVAC); plumbing; resurfacing; roofing and structure repair. Within this CAPP section, identified projects are listed alphabetically by location.

YEARLY TOTALS						
System/Component Replacement	FY2023	FY2024	FY2025	FY2026	FY2027	FY2028
Electrical	\$3,957,000	\$2,828,450	\$2,939,000	\$2,739,000	\$848,000	\$1,233,000
HVAC	\$4,526,000	\$1,865,000	\$2,435,000	\$1,453,000	\$2,912,000	\$3,935,000
Plumbing	\$1,657,000	\$2,423,000	\$2,645,000	\$2,610,000	\$2,112,000	\$3,366,000
Resurfacing	\$2,242,000	\$3,833,000	\$8,625,000	\$8,168,000	\$4,064,000	\$8,240,000
Roofing	\$9,940,000	\$14,379,000	\$11,952,000	\$15,702,000	\$26,776,000	\$25,515,000
Structure Repair/Windows	\$5,582,300	\$8,673,500	\$7,662,000	\$7,267,000	\$5,003,500	\$5,252,000
FISCAL YEAR TOTALS	\$27,904,300	\$34,001,950	\$36,258,000	\$37,939,000	\$41,715,500	\$47,541,000

LOCATION	FY2023	FY2024	FY2025	FY2026	FY2027
Academies of Loudoun - Repair asphalt, seal coat and restripe			\$300,000		
Administration Building - Repave all asphalt surfaces			\$3,000,000		
Administration Building - Replace carpet in lobbies and corridors on floors 2-5				\$500,000	
Administration Building - Replace elevator controls	\$175,000				
Administration Building - Replace fire alarm system	\$200,000				
Aldie Elementary - Replace historical building metal roof				\$250,000	
Aldie Elementary - Replace water heater	\$26,000				
Aldie Elementary - Replace wood floors				\$600,000	
Algonkian Elementary - Repair asphalt, seal coat and restripe					\$50,000
Algonkian Elementary - Replace boilers	\$300,000				
Algonkian Elementary - Replace stage curtains and repair rigging					\$23,000
Algonkian Elementary - Replace water heater and storage tank	\$65,000				
Arcola Elementary - Rebuild chiller					\$88,000
Arcola Elementary - Repave all asphalt surfaces				\$525,000	
Arcola Elementary - Replace carpet throughout school					\$95,000
Arcola Elementary - Replace clock and bell system					\$30,000
Arcola Elementary - Replace fire alarm system					\$155,000
Arcola Elementary - Replace ozone water treatment system	\$36,000				
Arcola Elementary - Replace stage curtains and repair rigging					\$18,500
Arcola Elementary - Replace water heater					\$55,000
Ashburn Elementary - Repair asphalt, seal coat and restripe		\$50,000			
Ashburn Elementary - Replace boilers			\$285,000		
Ashburn Elementary - Replace stage curtains and repair rigging			\$22,500		
Ball's Bluff Elementary - Replace boilers				\$290,000	
Ball's Bluff Elementary - Replace carpet throughout school				\$80,000	
Ball's Bluff Elementary - Replace generator					\$85,000
Ball's Bluff Elementary - Replace parking lot lighting with LED			\$90,000		

LOCATION	FY2023	FY2024	FY2025	FY2026	FY2027
Ball's Bluff Elementary - Replace serving line		\$82,000			
Ball's Bluff Elementary - Replace stage curtains and repair rigging					\$23,000
Banneker Elementary - Repair asphalt, seal coat and restripe	\$30,000				
Banneker Elementary - Replace clock and bell system				\$15,000	
Banneker Elementary - Replace walk-in refrigerator/freezer	\$50,000				
Banneker Elementary - Replace water heater					\$30,000
Belmont Ridge Middle - Repave all asphalt surfaces		\$650,000			
Belmont Ridge Middle - Replace carpet throughout school	\$140,000				
Belmont Ridge Middle - Replace clock and bell system	\$35,000				
Belmont Ridge Middle - Replace fire alarm system	\$198,000				
Belmont Ridge Middle - Replace stage curtains	\$20,000				
Belmont Ridge Middle - Replace steamer				\$36,000	
Belmont Ridge Middle - Replace water heater				\$56,000	
Belmont Ridge Middle- Replace dishwasher				\$37,000	
Belmont Station Elementary - Rebuild chiller			\$80,000		
Belmont Station Elementary - Repave all asphalt surfaces		\$500,000			
Belmont Station Elementary - Replace carpet throughout school		\$90,000			
Belmont Station Elementary - Replace clock and bell system		\$25,000			
Belmont Station Elementary - Replace dishwasher		\$35,000			
Belmont Station Elementary - Replace fire alarm system	\$140,000				
Belmont Station Elementary - Replace Gym floor with sports floor		\$78,000			
Belmont Station Elementary - Replace stage curtains and repair rigging		\$17,500			
Belmont Station Elementary - Replace steamer		\$34,000			
Belmont Station Elementary - Replace water heater				\$50,000	
Blue Ridge Middle - Repair asphalt, seal coat and restripe		\$300,000			
Blue Ridge Middle - Replace Cafeteria partition doors	\$40,000				
Blue Ridge Middle - Replace carpet in Main Office				\$18,000	

LOCATION	FY2023	FY2024	FY2025	FY2026	FY2027
Blue Ridge Middle - Replace clock and bell system			\$35,000		
Blue Ridge Middle - Replace doors	\$50,000				
Blue Ridge Middle - Replace parking lot lighting with LED		\$95,000			
Blue Ridge Middle - Replace roof top units (phase 2 of 2)	\$125,000				
Blue Ridge Middle - Replace serving line			\$123,000		
Blue Ridge Middle - Replace steamer		\$34,000			
Blue Ridge Middle - Replace water heater			\$55,000		
Brambleton Middle - Repair asphalt, seal coat and restripe	\$70,000				
Briar Woods High - Rebuild chiller			\$80,000		
Briar Woods High - Repave all asphalt surfaces except the bus loop			\$1,000,000		
Briar Woods High - Replace carpet throughout school			\$200,000		
Briar Woods High - Replace clock and bell system			\$53,000		
Briar Woods High - Replace fire alarm system			\$315,000		
Briar Woods High - Replace stage curtains including Black Box Theater			\$55,000		
Briar Woods High - Replace steamer			\$35,000		
Briar Woods High - Replace water heater				\$112,000	
Briar Woods High - Resurface tennis courts			\$35,000		
Briar Woods High - Resurface track				\$525,000	
Broad Run High - Repair asphalt, seal coat and restripe		\$85,000			
Broad Run High - Replace athletic field lighting with LED			\$640,000		
Broad Run High - Replace carpet throughout school			\$200,000		
Broad Run High - Replace chiller	\$368,000				
Broad Run High - Replace stage curtains					\$38,000
Broad Run High - Replace steamer	\$33,000				
Broad Run High - Replace turf field		\$680,000			
Broad Run High - Replace water heater			\$110,000		
Broad Run High - Resurface tennis courts				\$37,000	

LOCATION	FY2023	FY2024	FY2025	FY2026	FY2027
Broad Run High - Resurface track		\$165,000			
Broad Run High - Sand, repaint and refinish both Gym floors	\$70,000				
Buffalo Trail Elementary - Repair asphalt, seal coat and restripe				\$60,000	
Buffalo Trail Elementary - Replace ozone water treatment system		\$37,000			
Cardinal Ridge Elementary - Repair asphalt, seal coat and restripe					\$62,000
Catoctin Elementary - Replace Gym floor with sports floor			\$80,000		
Catoctin Elementary - Replace steamer			\$35,000		
Cedar Lane Elementary - Repair asphalt, seal coat and restripe			\$55,000		
Cedar Lane Elementary - Replace boilers		\$285,000			
Cedar Lane Elementary - Replace clock and bell system		\$27,000			
Cedar Lane Elementary - Replace entire EPDM roof	\$3,360,000				
Cedar Lane Elementary - Replace Gym floor with sports floor			\$80,000		
Cedar Lane Elementary - Replace steamer				\$36,000	
Cedar Lane Elementary - Replace walk-in refrigerator/freezer				\$50,000	
Cedar Lane Elementary - Replace water heater				\$50,000	
Cedar Lane Elementary - Upgrade HVAC controls	\$250,000				
Cool Spring Elementary - Repair asphalt, seal coat and restripe					\$62,000
Cool Spring Elementary - Replace boilers		\$285,000			
Cool Spring Elementary - Replace carpet throughout school	\$85,000				
Cool Spring Elementary - Replace clock and bell system				\$28,000	
Cool Spring Elementary - Replace fire alarm system		\$140,000			
Cool Spring Elementary - Replace stage curtains and repair rigging			\$16,000		
Countryside Elementary - Replace carpet throughout school	\$89,000				
Countryside Elementary - Replace fire alarm system	\$140,000				
Countryside Elementary - Replace Gym floor with sports floor		\$78,000			
Countryside Elementary - Replace stage curtains and repair rigging	\$16,500				
Countryside Elementary - Replace steamer	\$33,000				

LOCATION	FY2023	FY2024	FY2025	FY2026	FY2027
Countryside Elementary - Replace water heater	\$53,000				
Creighton's Corner Elementary - Repair asphalt, seal coat and restripe				\$60,000	
Creighton's Corner Elementary - Replace ozone water treatment system		\$37,000			
Discovery Elementary - Repair asphalt, seal coat and restripe				\$60,000	
Dominion High - Rebuild elevator				\$115,000	
Dominion High - Repair asphalt, seal coat and restripe				\$125,000	
Dominion High - Replace athletic field lighting with LED				\$670,000	
Dominion High - Replace Auditorium dimmer system and lighting	\$310,000				
Dominion High - Replace clock and bell system	\$50,000				
Dominion High - Replace dishwasher		\$35,000			
Dominion High - Replace fire alarm system	\$284,000				
Dominion High - Replace stage curtains including Black Box Theater		\$53,000			
Dominion High - Replace steamer				\$36,000	
Dominion High - Replace tennis courts		\$500,000			
Dominion High - Replace turf field				\$690,000	
Dominion High - Replace water heater				\$112,000	
Dominion High - Resurface track				\$525,000	
Dominion Trail Elementary - Repair asphalt, seal coat and restripe		\$50,000			
Dominion Trail Elementary - Replace carpet throughout school					\$95,000
Dominion Trail Elementary - Replace generator					\$82,000
Dominion Trail Elementary - Replace parking lot lighting with LED					\$92,000
Dominion Trail Elementary - Replace walk-in refrigerator/freezer		\$46,000			
Dominion Trail Elementary - Upgrade HVAC controls					\$270,000
Eagle Ridge Middle - Repair asphalt, seal coat and restripe					\$85,000
Eagle Ridge Middle - Replace boilers				\$320,000	
Eagle Ridge Middle - Replace chiller		\$680,000			
Eagle Ridge Middle - Replace dishwasher		\$35,000			

LOCATION	FY2023	FY2024	FY2025	FY2026	FY2027
Eagle Ridge Middle - Replace entire EPDM roof				\$4,880,000	
Eagle Ridge Middle - Replace gutters				\$160,000	
Eagle Ridge Middle - Replace Gym A/C units	\$185,000				
Eagle Ridge Middle - Replace steamer					\$38,000
Eagle Ridge Middle - Replace walk-in refrigerator/freezer					\$90,000
Eagle Ridge Middle - Sand, repaint and refinish both Gym floors					\$60,000
Emerick Elementary - Repair asphalt, seal coat and restripe			\$40,000		
Emerick Elementary - Replace carpet throughout school		\$80,000			
Emerick Elementary - Replace classroom cabinets, sinks and fixtures			\$260,000		
Emerick Elementary - Replace Gym floor with sports floor	\$78,000				
Emerick Elementary - Replace main switchgear and selective panel boards	\$220,000				
Emerick Elementary - Replace parking lot lighting with LED	\$75,000				
Emerick Elementary - Replace windows throughout school		\$250,000			
Emerick Elementary - Upgrade domestic hot water system			\$85,000		
Evergreen Mill Elementary - Repair asphalt, seal coat and restripe	\$50,000				
Evergreen Mill Elementary - Replace carpet throughout school			\$90,000		
Evergreen Mill Elementary - Replace chiller	\$345,000				
Evergreen Mill Elementary - Replace clock and bell system	\$26,000				
Evergreen Mill Elementary - Replace Gym floor with sports floor			\$80,000		
Evergreen Mill Elementary - Replace walk-in refrigerator/freezer			\$48,000		
Facilities Services - Asphalt condition assessments, design and testing	\$100,000	\$103,000	\$106,000	\$109,000	\$113,000
Facilities Services - Paint various locations	\$1,000,000	\$1,030,000	\$1,061,000	\$1,092,000	\$1,125,000
Facilities Services - Playground and playground component replacements	\$712,000	\$728,000	\$744,000	\$950,000	\$975,000
Facilities Services - Replace fencing at various locations	\$195,000	\$200,000		\$250,000	
Facilities Services - Replace Gym floor with sports floor at various elementary schools				\$800,000	\$810,000
Facilities Services - Resurface Kindergarten playgrounds at various elementary schools	\$110,000	\$295,000	\$310,000	\$325,000	\$340,000
Facilities Services - Roof condition assessments, design and testing	\$100,000	\$100,000	\$100,000	\$100,000	\$100,000

LOCATION	FY2023	FY2024	FY2025	FY2026	FY2027
Farmwell Station Middle - Repair asphalt, seal coat and restripe		\$75,000			
Farmwell Station Middle - Replace carpet throughout school				\$175,000	
Farmwell Station Middle - Replace generator			\$85,000		
Farmwell Station Middle - Replace parking lot lighting with LED			\$110,000		
Farmwell Station Middle - Sand, repaint and refinish both Gym floors				\$60,000	
Forest Grove Elementary - Replace boilers					\$295,000
Forest Grove Elementary - Replace chiller					\$450,000
Forest Grove Elementary - Replace dishwasher			\$36,000		
Forest Grove Elementary - Replace entire EPDM roof					\$3,388,000
Forest Grove Elementary - Replace Gym floor with sports floor		\$78,000			
Forest Grove Elementary - Replace parking lot lighting with LED			\$90,000		
Forest Grove Elementary - Replace walk-in refrigerator/freezer					\$55,000
Frances Hazel Reid Elementary - Replace carpet throughout school	\$81,000				
Frances Hazel Reid Elementary - Replace clock and bell system	\$26,000				
Frances Hazel Reid Elementary - Replace dishwasher		\$35,000			
Frances Hazel Reid Elementary - Replace fire alarm system	\$140,000				
Frances Hazel Reid Elementary - Replace Gym floor with sports floor		\$78,000			
Frances Hazel Reid Elementary - Replace stage curtains and repair rigging	\$16,000				
Frances Hazel Reid Elementary - Replace water heater and storage tank		\$70,000			
Frederick Douglass Elementary - Repair asphalt, seal coat and restripe				\$60,000	
Frederick Douglass Elementary - Replace ozone water treatment system					\$40,000
Freedom High - Rebuild chiller			\$80,000		
Freedom High - Rebuild elevator			\$115,000		
Freedom High - Repave all asphalt surfaces				\$1,450,000	
Freedom High - Replace carpet throughout school			\$200,000		
Freedom High - Replace clock and bell system			\$53,000		
Freedom High - Replace dishwasher				\$37,000	

LOCATION	FY2023	FY2024	FY2025	FY2026	FY2027
Freedom High - Replace fire alarm system			\$300,000		
Freedom High - Replace serving lines					\$145,000
Freedom High - Replace stage curtains including Black Box Theater			\$55,000		
Freedom High - Replace tennis courts			\$525,000		
Freedom High - Replace water heater				\$112,000	
Freedom High - Resurface track					\$540,000
Goshen Post Elementary - Repair asphalt, seal coat and restripe			\$52,000		
Guilford Elementary - Repair asphalt, seal coat and restripe			\$40,000		
Guilford Elementary - Replace chiller	\$300,000				
Guilford Elementary - Replace Gym floor with sports floor			\$80,000		
Guilford Elementary - Replace steamer		\$34,000			
Hamilton Elementary - Repair asphalt, seal coat and restripe					\$45,000
Hamilton Elementary - Replace classroom cabinets, sinks and fixtures				\$265,000	
Hamilton Elementary - Replace fire alarm system		\$114,450			
Hamilton Elementary - Replace Gym floor with sports floor			\$80,000		
Harmony Middle - Repair asphalt, seal coat and restripe					\$85,000
Harmony Middle - Replace boilers					\$350,000
Harmony Middle - Replace clock and bell system	\$35,000				
Harmony Middle - Replace dishwasher	\$34,000				
Harmony Middle - Replace entire EPDM roof					\$5,368,000
Harmony Middle - Replace gutters					\$165,000
Harmony Middle - Replace Gym A/C units	\$185,000				
Harmony Middle - Replace steamer				\$36,000	
Harmony Middle - Replace walk-in refrigerator/freezer					\$90,000
Harmony Middle - Sand, repaint and refinish both Gym floors			\$55,000		
Harper Park Middle - Rebuild chiller		\$70,000			
Harper Park Middle - Repair asphalt, seal coat and restripe			\$75,000		

LOCATION	FY2023	FY2024	FY2025	FY2026	FY2027
Harper Park Middle - Replace Auditorium folding partition doors		\$220,000			
Harper Park Middle - Replace boilers		\$315,000			
Harper Park Middle - Replace clock and bell system		\$37,000			
Harper Park Middle - Replace cooling tower		\$130,000			
Harper Park Middle - Replace entire EPDM roof		\$3,762,000			
Harper Park Middle - Replace stage curtains		\$22,000			
Harper Park Middle - Replace walk-in refrigerator/freezer				\$90,000	
Harper Park Middle - Sand, repaint and refinish both Gym floors					\$60,000
Heritage High - Replace boilers					\$400,000
Heritage High - Replace chiller					\$695,000
Heritage High - Replace clock and bell system				\$55,000	
Heritage High - Replace entire EPDM roof					\$9,494,000
Heritage High - Replace tennis courts			\$525,000		
Heritage High - Sand, repaint and refinish both Gym floors		\$75,000			
Hillsboro Charter Academy - Repair asphalt, seal coat and restripe		\$40,000			
Hillsboro Charter Academy - Replace exterior lighting with LED					\$80,000
Hillsboro Charter Academy - Replace fire alarm system		\$109,000			
Hillsboro Charter Academy - Replace generator	\$80,000				
Hillside Elementary - Repair asphalt, seal coat and restripe		\$50,000			
Hillside Elementary - Replace clock and bell system	\$26,000				
Hillside Elementary - Replace Gym floor with sports floor			\$80,000		
Hillside Elementary - Replace parking lot lighting with LED		\$85,000			
Hillside Elementary - Replace walk-in refrigerator/freezer		\$46,000			
Horizon Elementary - Replace boilers		\$285,000			
Horizon Elementary - Replace chiller	\$368,000				
Horizon Elementary - Replace clock and bell system		\$27,000			
Horizon Elementary - Replace entire EPDM roof	\$3,360,000				

LOCATION	FY2023	FY2024	FY2025	FY2026	FY2027
Horizon Elementary - Replace Gym floor with sports floor		\$78,000			
Horizon Elementary - Replace walk-in refrigerator/freezer				\$50,000	
Horizon Elementary - Upgrade HVAC controls	\$250,000				
Hutchison Farm Elementary - Replace boilers					\$295,000
Hutchison Farm Elementary - Replace chiller					\$450,000
Hutchison Farm Elementary - Replace dishwasher			\$36,000		
Hutchison Farm Elementary - Replace entire EPDM roof					\$2,856,000
Hutchison Farm Elementary - Replace Gym floor with sports floor		\$78,000			
Hutchison Farm Elementary - Replace steamer			\$35,000		
Hutchison Farm Elementary - Replace walk-in refrigerator/freezer					\$55,000
Independence High - Repair asphalt, seal coat and restripe			\$150,000		
J. L. Simpson Middle - Repair asphalt, seal coat and restripe			\$75,000		
J. L. Simpson Middle - Replace Cafeteria partition doors	\$40,000				
J. L. Simpson Middle - Replace steamer		\$34,000			
J. L. Simpson Middle - Replace water heater				\$56,000	
J. L. Simpson Middle - Repurpose abandoned water tank building into mower shed			\$85,000		
J. M. Lunsford Middle - Repair asphalt, seal coat and restripe			\$75,000		
J. M. Lunsford Middle - Replace ozone water treatment system			\$38,000		
J. M. Lunsford Middle - Sand, repaint and refinish both Gym floors	\$50,000				
J. W. Tolbert Elementary - Repair asphalt, seal coat and restripe					\$62,000
J. W. Tolbert Elementary - Replace boilers			\$290,000		
J. W. Tolbert Elementary - Replace chiller				\$375,000	
J. W. Tolbert Elementary - Replace entire EPDM roof				\$3,696,000	
J. W. Tolbert Elementary - Replace Gym floor with sports floor	\$78,000				
J. W. Tolbert Elementary - Replace walk-in refrigerator/freezer				\$50,000	
John Champe High - Rebuild chiller	\$75,000				
John Champe High - Repair asphalt, seal coat and restripe			\$135,000		

LOCATION	FY2023	FY2024	FY2025	FY2026	FY2027
John Champe High - Replace ozone water treatment system			\$38,000		
John Champe High - Resurface tennis courts				\$45,000	
John Champe High - Resurface track				\$525,000	
John Champe High - Sand, repaint and refinish both Gym floors		\$75,000			
Kenneth Culbert Elementary - Repair asphalt, seal coat and restripe				\$60,000	
Leesburg Elementary - Repair asphalt, seal coat and restripe				\$60,000	
Leesburg Elementary - Replace classroom cabinets, sinks and fixtures	\$265,000				
Leesburg Elementary - Replace entire EPDM roof				\$2,596,000	
Leesburg Elementary - Replace fire alarm system		\$128,000			
Leesburg Elementary - Replace generator	\$80,000				
Leesburg Elementary - Replace walk-in refrigerator/freezer					\$55,000
Leesburg Elementary - Replace water heater	\$53,000				
Legacy Elementary - Rebuild chiller				\$85,000	
Legacy Elementary - Repave all asphalt surfaces			\$500,000		
Legacy Elementary - Replace carpet throughout school			\$90,000		
Legacy Elementary - Replace clock and bell system			\$28,000		
Legacy Elementary - Replace fire alarm system			\$148,000		
Legacy Elementary - Replace stage curtains and repair rigging			\$16,000		
Legacy Elementary - Replace water heater				\$50,000	
Liberty Elementary - Repave all asphalt surfaces				\$510,000	
Liberty Elementary - Replace ozone water treatment system			\$38,000		
Lightridge High - Repair asphalt, seal coat and restripe					\$190,000
Lincoln Elementary - Repair asphalt, seal coat and restripe				\$30,000	
Lincoln Elementary - Replace clock and bell system				\$28,000	
Lincoln Elementary - Replace walk-in refrigerator/freezer		\$46,000			
Little River Elementary - Repair asphalt, seal coat and restripe				\$60,000	
Little River Elementary - Replace boilers			\$290,000		

LOCATION	FY2023	FY2024	FY2025	FY2026	FY2027
Little River Elementary - Replace chiller	\$368,000				
Little River Elementary - Replace entire EPDM roof			\$2,940,000		
Little River Elementary - Replace Gym floor with sports floor	\$78,000				
Little River Elementary - Replace steamer	\$33,000				
Little River Elementary - Replace water heater				\$50,000	
Loudoun County High - Repair asphalt, seal coat and restripe				\$85,000	
Loudoun County High - Replace athletic field lighting with LED	\$705,000				
Loudoun County High - Replace boilers	\$425,000				
Loudoun County High - Replace carpet throughout school		\$185,000			
Loudoun County High - Replace chiller				\$690,000	
Loudoun County High - Replace fire alarm system				\$430,000	
Loudoun County High - Replace parking lot lighting with LED	\$150,000				
Loudoun County High - Replace turf field	\$675,000				
Loudoun County High - Resurface tennis courts					\$40,000
Loudoun Valley High - Repair asphalt, seal coat and restripe		\$85,000			
Loudoun Valley High - Replace athletic field lighting with LED	\$705,000				
Loudoun Valley High - Replace boilers		\$320,000			
Loudoun Valley High - Replace carpet throughout school			\$200,000		
Loudoun Valley High - Replace chiller (phase 1 of 2)			\$640,000		
Loudoun Valley High - Replace chiller (phase 2 of 2)					\$695,000
Loudoun Valley High - Replace steamer		\$34,000			
Loudoun Valley High - Replace turf fields		\$1,330,000			
Loudoun Valley High - Replace water heater		\$54,000			
Loudoun Valley High - Resurface tennis courts				\$37,000	
Loudoun Valley High - Resurface track					\$540,000
Lovettsville Elementary - Replace clock and bell system	\$26,000				
Lovettsville Elementary - Replace Gym floor with sports floor			\$80,000		

LOCATION	FY2023	FY2024	FY2025	FY2026	FY2027
Lovettsville Elementary - Replace water heater				\$50,000	
Lowes Island Elementary - Repair asphalt, seal coat and restripe				\$60,000	
Lowes Island Elementary - Replace carpet throughout school					\$95,000
Lowes Island Elementary - Replace entire EPDM roof	\$3,120,000				
Lowes Island Elementary - Replace generator					\$82,000
Lowes Island Elementary - Replace parking lot lighting with LED					\$92,000
Lowes Island Elementary - Replace steamer			\$35,000		
Lowes Island Elementary - Replace walk-in refrigerator/freezer			\$48,000		
Lucketts Elementary - Repair asphalt, seal coat and restripe					\$50,000
Lucketts Elementary - Replace classroom cabinets, sinks and fixtures		\$255,000			
Madison's Trust Elementary - Repair asphalt, seal coat and restripe			\$52,000		
Meadowland Elementary - Repair asphalt, seal coat and restripe	\$35,000				
Meadowland Elementary - Replace carpet in Main Office				\$15,000	
Meadowland Elementary - Replace entire EPDM roof			\$2,088,000		
Meadowland Elementary - Replace fire alarm system	\$125,000				
Meadowland Elementary - Replace generator	\$80,000				
Meadowland Elementary - Replace parking lot lighting with LED			\$90,000		
Meadowland Elementary - Replace steamer		\$34,000			
Mercer Middle - Rebuild chiller	\$72,000				
Mercer Middle - Repave all asphalt surfaces					\$700,000
Mercer Middle - Replace carpet throughout school		\$165,000			
Mercer Middle - Replace clock and bell system		\$35,000			
Mercer Middle - Replace dishwasher					\$38,000
Mercer Middle - Replace fire alarm system		\$204,000			
Mercer Middle - Replace gutters		\$155,000			
Mercer Middle - Replace ozone water treatment system	\$36,000				
Mercer Middle - Replace stage curtains		\$22,000			

LOCATION	FY2023	FY2024	FY2025	FY2026	FY2027
Mercer Middle - Replace steamer					\$28,000
Middleburg Community Charter School - Repave all asphalt surfaces	\$275,000				
Mill Run Elementary - Repair asphalt, seal coat and restripe				\$60,000	
Mill Run Elementary - Replace boilers			\$290,000		
Mill Run Elementary - Replace chiller	\$368,000				
Mill Run Elementary - Replace entire EPDM roof			\$3,024,000		
Mill Run Elementary - Replace Gym floor with sports floor	\$78,000				
Mill Run Elementary - Replace steamer					\$28,000
Mill Run Elementary - Replace walk-in refrigerator/freezer					\$55,000
Moorefield Station Elementary - Repair asphalt, seal coat and restripe				\$60,000	
Mountain View Elementary - Rebuild chiller	\$72,000				
Mountain View Elementary - Replace carpet throughout school	\$75,000				
Mountain View Elementary - Replace clock and bell system	\$26,000				
Mountain View Elementary - Replace dishwasher					\$38,000
Mountain View Elementary - Replace fire alarm system		\$145,000			
Mountain View Elementary - Replace Gym floor with sports floor			\$80,000		
Mountain View Elementary - Replace stage curtains and repair rigging	\$19,000				
Mountain View Elementary - Replace steamer					\$37,000
Newton-Lee Elementary - Rebuild chiller				\$85,000	
Newton-Lee Elementary - Repave all asphalt surfaces			\$500,000		
Newton-Lee Elementary - Replace carpet throughout school			\$90,000		
Newton-Lee Elementary - Replace clock and bell system			\$28,000		
Newton-Lee Elementary - Replace dishwasher				\$37,000	
Newton-Lee Elementary - Replace fire alarm system			\$148,000		
Newton-Lee Elementary - Replace stage curtains and repair rigging			\$18,000		
Newton-Lee Elementary - Replace steamer				\$36,000	
Newton-Lee Elementary - Replace water heater				\$50,000	

LOCATION	FY2023	FY2024	FY2025	FY2026	FY2027
Park View High - Repair asphalt, seal coat and restripe				\$115,000	
Park View High - Replace athletic field lighting with LED		\$635,000			
Park View High - Replace carpet throughout school					\$215,000
Park View High - Replace ceiling light fixtures with LED		\$500,000			
Park View High - Replace original ceiling grid and tile		\$500,000			
Park View High - Replace turf field			\$685,000		
Park View High - Replace walk-in refrigerator/freezer					\$90,000
Park View High - Resurface tennis courts	\$100,000				
Park View High - Sand, repaint and refinish both Gym floors					\$80,000
Pinebrook Elementary - Rebuild chiller				\$85,000	
Pinebrook Elementary - Repave all asphalt surfaces			\$500,000		
Pinebrook Elementary - Replace carpet throughout school			\$90,000		
Pinebrook Elementary - Replace clock and bell system			\$28,000		
Pinebrook Elementary - Replace fire alarm system			\$148,000		
Pinebrook Elementary - Replace ozone water treatment system	\$36,000				
Pinebrook Elementary - Replace stage curtains and repair rigging			\$17,000		
Pinebrook Elementary - Replace water heater					\$55,000
Potomac Falls High - Repair and coat entire EPDM roof		\$3,100,000			
Potomac Falls High - Repair asphalt, seal coat and restripe					\$120,000
Potomac Falls High - Replace athletic field lighting with LED				\$670,000	
Potomac Falls High - Replace carpet throughout school					\$215,000
Potomac Falls High - Replace gutters	\$160,000				
Potomac Falls High - Replace turf field				\$690,000	
Potomac Falls High - Replace walk-in refrigerator/freezer		\$90,000			
Potomac Falls High - Resurface tennis courts with premier surface	\$215,000				
Potomac Falls High - Resurface track		\$165,000			
Potowmack Elementary - Repair asphalt, seal coat and restripe	\$50,000				

LOCATION	FY2023	FY2024	FY2025	FY2026	FY2027
Potowmack Elementary - Replace boilers			\$285,000		
Potowmack Elementary - Replace generator			\$80,000		
Potowmack Elementary - Replace parking lot lighting with LED			\$90,000		
Potowmack Elementary - Replace stage curtains and repair rigging					\$20,000
River Bend Middle - Repave all asphalt surfaces except track and play court	\$630,000				
River Bend Middle - Replace boilers	\$312,000				
River Bend Middle - Replace dishwasher				\$37,000	
River Bend Middle - Replace entire EPDM roof					\$5,490,000
River Bend Middle - Replace gutters		\$160,000			
River Bend Middle - Replace Gym A/C units	\$185,000				
River Bend Middle - Replace stage curtains	\$20,000				
River Bend Middle - Replace steamer				\$36,000	
River Bend Middle - Replace water heater		\$54,000			
River Bend Middle - Sand, repaint and refinish both Gym floors			\$55,000		
Riverside High - Rebuild chiller			\$80,000		
Riverside High - Repair asphalt, seal coat and restripe	\$120,000				
Riverside High - Replace turf fields			\$1,340,000		
Riverside High - Sand, repaint and refinish both Gym floors					\$80,000
Rock Ridge High - Repair asphalt, seal coat and restripe					\$150,000
Rock Ridge High - Replace turf fields		\$1,330,000			
Rock Ridge High - Resurface tennis courts					\$40,000
Rock Ridge High - Sand, repaint and refinish both Gym floors				\$80,000	
Rolling Ridge Elementary - Repair asphalt, seal coat and restripe		\$50,000			
Rolling Ridge Elementary - Replace carpet throughout school			\$90,000		
Rolling Ridge Elementary - Replace clock and bell system				\$28,000	
Rolling Ridge Elementary - Replace entire EPDM roof		\$2,247,000			
Rolling Ridge Elementary - Replace fire alarm system				\$145,000	

LOCATION	FY2023	FY2024	FY2025	FY2026	FY2027
Rolling Ridge Elementary - Replace generator			\$80,000		
Rolling Ridge Elementary - Replace Gym floor with sports floor			\$80,000		
Rolling Ridge Elementary - Replace Gym lights with LED		\$12,000			
Rolling Ridge Elementary - Replace stage curtains and repair rigging				\$17,000	
Rolling Ridge Elementary - Replace steamer			\$35,000		
Rolling Ridge Elementary - Replace water heater					\$55,000
Rosa Lee Carter Elementary - Rebuild chiller					\$88,000
Rosa Lee Carter Elementary - Repave all asphalt surfaces				\$525,000	
Rosa Lee Carter Elementary - Replace carpet throughout school					\$95,000
Rosa Lee Carter Elementary - Replace clock and bell system					\$30,000
Rosa Lee Carter Elementary - Replace ozone water treatment system		\$37,000			
Rosa Lee Carter Elementary - Replace stage curtains					\$17,000
Rosa Lee Carter Elementary - Replace water heater					\$55,000
Round Hill Elementary - Repair asphalt, seal coat and restripe				\$60,000	
Round Hill Elementary - Replace chiller	\$368,000				
Round Hill Elementary - Replace clock and bell system		\$26,000			
Round Hill Elementary - Replace entire EPDM roof		\$2,820,000			
Round Hill Elementary - Replace Gym floor with sports floor			\$80,000		
Round Hill Elementary - Replace stage curtains and repair rigging			\$16,500		
Round Hill Elementary - Replace steamer	\$33,000				
Round Hill Elementary - Replace walk-in refrigerator/freezer				\$50,000	
Round Hill Elementary - Upgrade HVAC controls	\$250,000				
Sanders Corner Elementary - Repair asphalt, seal coat and restripe		\$50,000			
Sanders Corner Elementary - Replace boilers				\$290,000	
Sanders Corner Elementary - Replace carpet throughout school			\$90,000		
Sanders Corner Elementary - Replace generator			\$80,000		
Sanders Corner Elementary - Replace parking lot lighting with LED		\$90,000			

LOCATION	FY2023	FY2024	FY2025	FY2026	FY2027
Sanders Corner Elementary - Replace stage curtains and repair rigging					\$24,000
Seldens Landing Elementary - Repair asphalt, seal coat and restripe					\$60,000
Seldens Landing Elementary - Replace boilers				\$290,000	
Seldens Landing Elementary - Replace chiller		\$391,000			
Seldens Landing Elementary - Replace dishwasher				\$37,000	
Seldens Landing Elementary - Replace entire EPDM roof				\$4,180,000	
Seldens Landing Elementary - Replace Gym floor with sports floor	\$78,000				
Seldens Landing Elementary - Replace stage curtains and repair rigging		\$16,000			
Seldens Landing Elementary - Replace steamer				\$36,000	
Seneca Ridge Middle - Repair asphalt, seal coat and restripe					\$85,000
Seneca Ridge Middle - Replace Cafeteria partition doors		\$42,000			
Seneca Ridge Middle - Replace carpet throughout school				\$150,000	
Seneca Ridge Middle - Replace clock and bell system			\$38,000		
Seneca Ridge Middle - Replace dishwasher				\$37,000	
Seneca Ridge Middle - Replace roof top units (phase 1 of 2)				\$133,000	
Seneca Ridge Middle - Replace serving line				\$126,000	
Seneca Ridge Middle - Replace steamer				\$36,000	
Seneca Ridge Middle - Replace water heater			\$110,000		
Seneca Ridge Middle - Sand, repaint and refinish both Main Gym floor	\$30,000				
Smart's Mill Middle - Rebuild chiller	\$72,000				
Smart's Mill Middle - Repave all asphalt surfaces				\$675,000	
Smart's Mill Middle - Replace carpet throughout school	\$140,000				
Smart's Mill Middle - Replace clock and bell system		\$37,000			
Smart's Mill Middle - Replace dishwasher					\$38,000
Smart's Mill Middle - Replace fire alarm system		\$204,000			
Smart's Mill Middle - Replace Main and Auxiliary Gym lights with LED		\$25,000			
Smart's Mill Middle - Replace stage curtains		\$22,000			

LOCATION	FY2023	FY2024	FY2025	FY2026	FY2027
Smart's Mill Middle - Replace steamer					\$37,000
Smart's Mill Middle - Replace water heater		\$108,000			
Sterling Elementary - Repair asphalt, seal coat and restripe				\$60,000	
Sterling Elementary - Replace chiller		\$391,000			
Sterling Elementary - Replace Gym, Library and Computer Lab A/C units			\$195,000		
Sterling Elementary - Replace parking lot lighting with LED		\$90,000			
Sterling Elementary - Replace serving line	\$80,000				
Sterling Elementary - Replace steamer	\$33,000				
Sterling Middle - Repair asphalt, seal coat and restripe				\$80,000	
Sterling Middle - Replace Cafeteria partition doors	\$40,000				
Sterling Middle - Replace roof top units (phase 1 of 2)		\$128,000			
Sterling Middle - Replace roof top units (phase 2 of 2)			\$130,000		
Sterling Middle - Replace stage curtains and repair rigging		\$30,000			
Steuart W. Weller Elementary - Repave all asphalt surfaces					\$500,000
Steuart W. Weller Elementary - Replace ozone water treatment system		\$37,000			
Stone Bridge High - Repair and coat entire EPDM roof			\$3,800,000		
Stone Bridge High - Repair asphalt, seal coat and restripe		\$100,000			
Stone Bridge High - Replace athletic field lighting with LED				\$670,000	
Stone Bridge High - Replace chiller			\$720,000		
Stone Bridge High - Replace dishwasher			\$36,000		
Stone Bridge High - Replace Main and Auxiliary Gym lights with LED			\$45,000		
Stone Bridge High - Replace multiple roof top units			\$350,000		
Stone Bridge High - Replace steamer				\$36,000	
Stone Bridge High - Replace turf field	\$675,000				
Stone Hill Middle - Rebuild chiller					\$88,000
Stone Hill Middle - Repave all asphalt surfaces				\$675,000	
Stone Hill Middle - Replace gutters		\$155,000			

LOCATION	FY2023	FY2024	FY2025	FY2026	FY2027
Sugarland Elementary - Repair asphalt, seal coat and restripe					\$60,000
Sugarland Elementary - Replace carpet throughout school		\$90,000			
Sugarland Elementary - Replace clock and bell system		\$26,000			
Sugarland Elementary - Replace entire EPDM roof		\$2,350,000			
Sugarland Elementary - Replace fire alarm system			\$137,000		
Sugarland Elementary - Replace Gym floor with sports floor			\$80,000		
Sugarland Elementary - Replace Gym lights with LED		\$12,000			
Sugarland Elementary - Replace stage curtains and repair rigging					\$18,000
Sugarland Elementary - Replace steamer			\$35,000		
Sugarland Elementary - Replace walk-in refrigerator/freezer					\$55,000
Sully Elementary - Repair asphalt, seal coat and restripe	\$50,000				
Sully Elementary - Replace boilers			\$290,000		
Sully Elementary - Replace chiller	\$320,000				
Sully Elementary - Replace Computer Lab A/C units			\$80,000		
Sully Elementary - Replace Gym floor with sports floor			\$80,000		
Sycolin Creek Elementary - Rebuild chiller					\$88,000
Sycolin Creek Elementary - Repave all asphalt surfaces				\$525,000	
Sycolin Creek Elementary - Replace carpet throughout school					\$95,000
Sycolin Creek Elementary - Replace clock and bell system					\$30,000
Sycolin Creek Elementary - Replace ozone water treatment system	\$36,000				
Sycolin Creek Elementary - Replace stage curtains and repair rigging					\$17,000
Sycolin Creek Elementary - Replace water heater					\$55,000
Trailside Middle - Repair asphalt, seal coat and restripe					\$85,000
Trailside Middle - Sand, repaint and refinish both Gym floors				\$60,000	
Transportation- Repair asphalt, seal coat and restripe	\$75,000				
Transportation - Repair concrete islands at fuel bay			\$150,000		
Transportation - Repair fuel dispensing system			\$500,000		

LOCATION	FY2023	FY2024	FY2025	FY2026	FY2027
Transportation - Replace fire alarm system					\$90,000
Tuscarora High - Repair asphalt, seal coat and restripe		\$120,000			
Tuscarora High - Resurface tennis courts	\$36,000				
Tuscarora High - Resurface track	\$260,000				
Valley Service Center - Coat roof panels					\$80,000
Waterford Elementary - Replace 2 roof top units		\$75,000			
Waterford Elementary - Replace classroom cabinets, sinks and fixtures				\$210,000	
Waterford Elementary - Replace parking lot lighting with LED	\$75,000				
Waterford Elementary - Replace serving line		\$40,000			
Waterford Elementary - Replace steamer		\$33,000			
Waterford Elementary - Replace walk-in refrigerator/freezer	\$45,000				
Waterford Elementary - Replace windows throughout school	\$218,800				
Waxpool Elementary - Repair asphalt, seal coat and restripe			\$50,000		
Willard Middle - Repair asphalt, seal coat and restripe			\$75,000		
Woodgrove High - Repair asphalt, seal coat and restripe including main service road		\$400,000			
Woodgrove High - Resurface tennis courts	\$36,000				
Woodgrove High - Resurface track			\$450,000		
FISCAL YEAR TOTALS	\$27,904,300	\$34,001,950	\$36,258,000	\$37,939,000	\$41,715,500

LAND ACQUISITION FUND

Until the turn of the twenty-first century, most public-school sites in the County were proffered by developers to support the student population attributed to new residential growth. The boom in enrollment and school construction rapidly exhausted almost all proffered school sites in LCPS' inventory. Today, the scarcity of developable property with utilities adjacent to residentially zoned land makes locating school sites near the populations they will serve challenging.

Each area of the County presents unique challenges to procure sites for future school development.

- In the Suburban policy area, prime undeveloped land is typically purchased for future residential, commercial, and/or industrial development at a premium dollar. Future redevelopment in the suburban area may involve infill development on smaller, already developed parcels where rezonings to high-density, mixed use developments will occur. In these instances, land for sale and proffer, especially for school uses, is limited.
- In the Transition policy area, the increased pattern of by-right development, along with residential rezonings on smaller parcels of land, prevents the proffering of school public use sites.
- In the Rural policy area, no rezonings are planned that would proffer school sites to the County.

As residential growth continues, the development environment in the County suggests that almost all future school sites will likely need to be purchased. As vacant, developable land becomes scarcer, competition for available land will drive up land acquisition costs.

During the thirty-year CIP planning period (FY 2023 – FY 2052), Loudoun County is planning on building:

- Nine (9) new elementary schools
- Three (3) new middle schools
- Three (3) new high schools
- Two (2) new support facilities

LAND ACQUISITION FUND

During the same timeframe, land may need to be acquired for:

- Five (5) new elementary schools
- Three (3) new middle schools
- Two (2) new high schools
- One (1) new support facility

Of the seventeen (17) planned new facilities, sites have already been purchased by, or proffered to, LCPS:

- A LCPS-owned 172-acre site in the Dulles North Planning District has been identified as the future site of MS-14, Dulles North Middle School. The site has been identified for a future high school (HS-14), a future elementary school (TBD), and/or other potential public uses.
- ES-32 is planned to be co-located with Hovatter Elementary School and Lightridge High School on LCPS-owned property in the Dulles South Planning District.
- An 8-acre proffered site from the Silver District West rezoning (ZMAP-2013-0006) has been identified as the future site of ES-34, Dulles North Elementary School.
- A 15-acre proffered public use site from the Tuscarora Crossing rezoning (ZMAP-2012-0011) has been identified as the future site of ES-24, Central Loudoun Elementary School.

Additional sites including proffered public use sites from approved rezonings offer the potential for future school facility needs. The school facilities to be located on these sites have not yet been determined.

- The approved Waterside rezoning (ZMAP-2012-0006) contains a 20-acre proffered elementary school site and a potential 3.5-acre site reserved for purchase by LCPS as a potential “urban” elementary school, in the Eastern Loudoun Planning District. A specific future planned elementary school has not been designated for the 20-acre site. Further, LCPS staff is analyzing if a future planned public school, or other LCPS use, can fit on the 3.5-acre site while meeting all required educational program requirements.

LAND ACQUISITION FUND

- The approved Broadlands Ashburn Metro rezoning (ZMAP-2016-0010) proffered a 15.52-acre public use site that could be the location of a future elementary school or middle school in the Dulles North Planning District.
- A 99-acre parcel outside of the Town of Middleburg is in the LCPS land inventory. A portion of this parcel is currently leased by the County for Mickie Gordon Memorial Park.

The School Board Adopted FY 2023 – FY 2028 CIP contains \$54,485,000 in planned land acquisition funding in the six-year period to acquire sites for new construction.

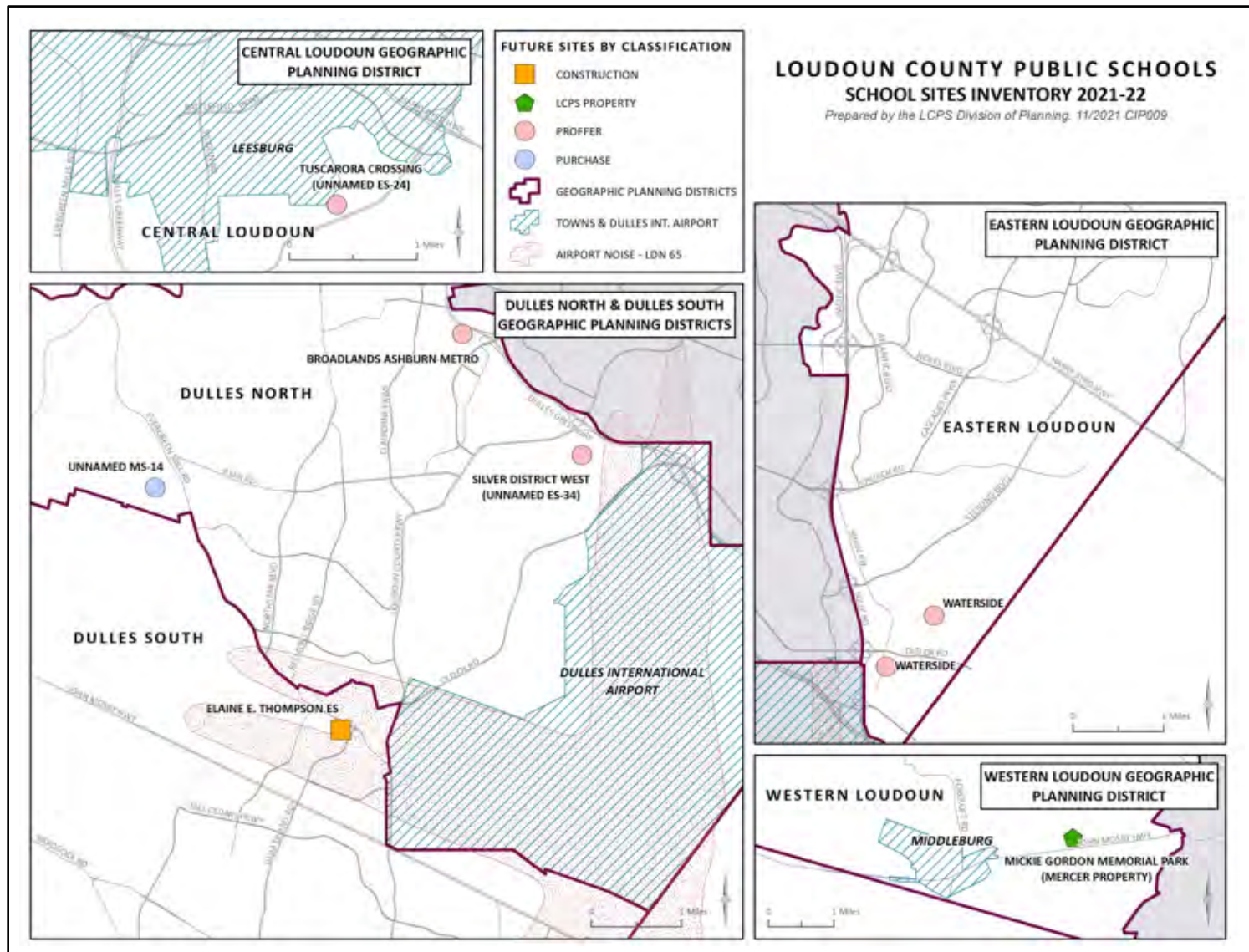
An additional \$43,260,000 is planned from FY 2029 - FY 2032, in the medium-term, to acquire land for planned new schools in the CIP to meet the demand forecast with residential growth associated with the County's 2019 Comprehensive Plan.

Land acquisition funding is provided early in the CIP to acquire needed school sites in a time frame where land may still be available for purchase. This accumulation of funding will allow for the potential to land bank sites before available tracts of land are sold for other purposes and development.

Based on the diminishing amount of large vacant tracts of land to site future schools that meet approved facility standards, LCPS continues to build more compact, two-story elementary schools that require less land on a smaller site footprint. LCPS uses urban designs for elementary and middle schools that exceed two stories in height and achieve other site efficiencies to deliver school educational programs on greatly reduced site footprints.

The School Board is not alone in its need for land to develop additional facilities. County government is confronting similar demands for public facilities ranging from libraries and fire stations to parks and recreation sites. School Board and County staff continue to explore opportunities for facility co-location, where applicable.

LAND ACQUISITION FUND



BUILDING CAPACITY

To provide appropriate educational facilities that will accommodate the instructional programs for all students, LCPS annually reviews building capacity and utilization for each school facility. Capacity identifies the number of student spaces available within a school, taking into account the educational specifications for elementary, middle, and high schools; instructional program requirements; and identified student-teacher ratios.

Over the past decade, LCPS has opened eight new elementary schools, four new middle schools, five new high schools, the Academies of Loudoun, and The North Star School. During this same period, LCPS also transitioned two elementary schools to charter schools. Proposed renovations and renewals are aimed to assure that regardless of age, LCPS buildings are safe and functional to support current educational programs - in addition to protecting the County's capital investment. More than 45 percent of Loudoun's public schools and facilities are over 20 years of age.

ELEMENTARY SCHOOLS

At the elementary school level, building capacity is calculated by multiplying the capacity of each available classroom by the designated number of classrooms. Certain classrooms and other resource areas assigned to mandated services and/or regional programs (e.g., Art, Music, English Learners) are not available for tabulation in building capacity. All other classrooms not used for such identified programs are incorporated in a school's base building capacity.

Elementary School Classrooms	Capacity Rating
General Education Classroom	23 Students
Special Education Classroom	10 Students

BUILDING CAPACITY

SECONDARY SCHOOLS

Like elementary schools, certain classrooms and other resource areas assigned to mandated services and/or regional programs are not available for tabulation in building capacity for a school. All other classrooms are incorporated in a school's base building capacity.

Base building capacity for secondary schools is reported at 90 percent of the number of available classrooms, multiplied by the corresponding capacity rating. The 90 percent utilization factor permits variances in scheduling and class size requirements.

Middle School Classrooms	Capacity Rating
General Education Classroom	19 Students (90% of 21 Students)
General Education Classroom, Special Size	9 Students (90% of 10 Students)
Special Education Classroom	9 Students (90% of 10 Students)

High School Classrooms	Capacity Rating
General Education Classroom	21 Students (90% of 23 Students)
General Education Classroom, Special Size	9 Students (90% of 10 Students)
Special Education Classroom	9 Students (90% of 10 Students)

The 2021-2022 base building capacity detail for elementary, middle, and high schools is provided on the following pages.

2021-2022 SCHOOL YEAR: ELEMENTARY SCHOOL BASE BUILDING CAPACITY

ELEMENTARY SCHOOL	TOTAL CLASSROOMS Includes Computer Lab, If Applicable			MANDATED Not Included in Capacity		SPECIAL EDUCATION @ 10	GENERAL EDUCATION @ 23 (KINDERGARTEN, GRADES 1-5, HEAD START & STEP)	2021-2022 BASE BUILDING CAPACITY
	REGULAR SIZE CLASSROOMS	REGULAR SIZE CLASSROOMS - MODULARS, COTTAGES, TRAILERS	SPECIAL SIZE CLASSROOMS	ART/MUSIC	ENGLISH LEARNER (EL)/ GIFTED (FUTURA)			
	7 CLASSROOMS			1	0	0	6	138
Aldie ES	7	0	0					
Lincoln ES	5	2	0					
	12 CLASSROOMS			1	0	1	10	240
Waterford ES	9	2	1					
	13 CLASSROOMS			1	0	1	11	263
Banneker ES	11	2	0					
	14 CLASSROOMS			1	0	1	12	286
Hamilton ES	14	0	0					
	17 CLASSROOMS			2	0	1	14	332
Lucketts ES	17	0	0					
	27 CLASSROOMS			2	0	2	23	549
Emerick ES	26	1	0					
	28 CLASSROOMS			2	0	2	24	572
Meadowland ES	28	0	0					

2021-2022 SCHOOL YEAR: ELEMENTARY SCHOOL BASE BUILDING CAPACITY

ELEMENTARY SCHOOL	TOTAL CLASSROOMS Includes Computer Lab, If Applicable			MANDATED Not Included in Capacity		SPECIAL EDUCATION @ 10	GENERAL EDUCATION @ 23 (KINDERGARTEN, GRADES 1-5, HEAD START & STEP)	2021-2022 BASE BUILDING CAPACITY
	REGULAR SIZE CLASSROOMS	REGULAR SIZE CLASSROOMS - MODULARS, COTTAGES, TRAILERS	SPECIAL SIZE CLASSROOMS	ART/MUSIC	ENGLISH LEARNER (EL)/ GIFTED (FUTURA)			
	29 CLASSROOMS			2	0	2	25	595
Lovettsville ES	27	0	2					
	31 CLASSROOMS			2	0	3	26	628
Sterling ES	30	1	0					
	32 CLASSROOMS			2	0	3	27	651
Leesburg ES	29	1	2					
Guilford ES	28	2	2					
Sully ES	28	2	2					
	33 CLASSROOMS			2	0	3	28	674
Algonkian ES	33	0	0					
Cool Spring ES	33	0	0					

2021-2022 SCHOOL YEAR: ELEMENTARY SCHOOL BASE BUILDING CAPACITY

ELEMENTARY SCHOOL	TOTAL CLASSROOMS Includes Computer Lab, If Applicable			MANDATED Not Included in Capacity		SPECIAL EDUCATION @ 10	GENERAL EDUCATION @ 23 (KINDERGARTEN, GRADES 1-5, HEAD START & STEP)	2021-2022 BASE BUILDING CAPACITY
	REGULAR SIZE CLASSROOMS	REGULAR SIZE CLASSROOMS - MODULARS, COTTAGES, TRAILERS	SPECIAL SIZE CLASSROOMS	ART/MUSIC	ENGLISH LEARNER (EL)/ GIFTED (FUTURA)			
	34 CLASSROOMS			2	0	3	29	697
Ashburn ES	34	0	0					
Ball's Bluff ES	34	0	0					
Catoctin ES	34	0	0					
Dominion Trail ES	34	0	0					
Evergreen Mill ES	34	0	0					
Forest Grove ES	32	0	2					
Hillside ES	34	0	0					
Lowes Island ES	34	0	0					
Potowmack ES	34	0	0					
Round Hill ES	34	0	0					
Sanders Corner ES	34	0	0					
	37 CLASSROOMS			2	1	3	31	743
Rolling Ridge ES	37	0	0					
Sugarland ES	37	0	0					

2021-2022 SCHOOL YEAR: ELEMENTARY SCHOOL BASE BUILDING CAPACITY

ELEMENTARY SCHOOL	TOTAL CLASSROOMS Includes Computer Lab, If Applicable			MANDATED Not Included in Capacity		SPECIAL EDUCATION @ 10	GENERAL EDUCATION @ 23 (KINDERGARTEN, GRADES 1-5, HEAD START & STEP)	2021-2022 BASE BUILDING CAPACITY
	REGULAR SIZE CLASSROOMS	REGULAR SIZE CLASSROOMS - MODULARS, COTTAGES, TRAILERS	SPECIAL SIZE CLASSROOMS	ART/MUSIC	ENGLISH LEARNER (EL)/ GIFTED (FUTURA)			
	40 CLASSROOMS			2	1	3	34	812
Belmont Station ES	40	0	0					
Cedar Lane ES	40	0	0					
Countryside ES	40	0	0					
Frances Hazel Reid ES	38	0	2					
Horizon ES	40	0	0					
John W. Tolbert, Jr. ES	40	0	0					
Little River ES	40	0	0					
Mill Run ES	40	0	0					
Mountain View ES	38	0	2					
Sycolin Creek ES	40	0	0					
	42 CLASSROOMS			2	1	3	36	858
Kenneth W. Culbert ES	42	0	0					
	43 CLASSROOMS			2	1	3	37	881
Hutchison Farm ES	41	0	2					

2021-2022 SCHOOL YEAR: ELEMENTARY SCHOOL BASE BUILDING CAPACITY

ELEMENTARY SCHOOL	TOTAL CLASSROOMS Includes Computer Lab, If Applicable			MANDATED <i>Not Included in Capacity</i>		SPECIAL EDUCATION @ 10	GENERAL EDUCATION @ 23 (KINDERGARTEN, GRADES 1-5, HEAD START & STEP)	2021-2022 BASE BUILDING CAPACITY
	REGULAR SIZE CLASSROOMS	REGULAR SIZE CLASSROOMS - MODULARS, COTTAGES, TRAILERS	SPECIAL SIZE CLASSROOMS	ART/MUSIC	ENGLISH LEARNER (EL)/ GIFTED (FUTURA)			
	44 CLASSROOMS			2	1	3	38	904
Newton-Lee ES	44	0	0					
Seldens Landing ES	44	0	0					
Steuart W. Weller ES	44	0	0					
	45 CLASSROOMS			2	1	4	38	914
Frederick Douglass ES	45	0	0					
	47 CLASSROOMS			2	1	4	40	960
Arcola ES	47	0	0					
Cardinal Ridge ES	47	0	0					
Hovatter ES	43	0	4					
Legacy ES	47	0	0					
Liberty ES	47	0	0					
Pinebrook ES	47	0	0					
Rosa Lee Carter ES	47	0	0					
Waxpool ES	46	0	1					

2021-2022 SCHOOL YEAR: ELEMENTARY SCHOOL BASE BUILDING CAPACITY

ELEMENTARY SCHOOL	TOTAL CLASSROOMS Includes Computer Lab, If Applicable			MANDATED Not Included in Capacity		SPECIAL EDUCATION @ 10	GENERAL EDUCATION @ 23 (KINDERGARTEN, GRADES 1-5, HEAD START & STEP)	2021-2022 BASE BUILDING CAPACITY
	REGULAR SIZE CLASSROOMS	REGULAR SIZE CLASSROOMS - MODULARS, COTTAGES, TRAILERS	SPECIAL SIZE CLASSROOMS	ART/MUSIC	ENGLISH LEARNER (EL)/ GIFTED (FUTURA)			
	48 CLASSROOMS			2	1	4	41	983
Buffalo Trail ES	48	0	0					
Discovery ES	48	0	0					
Moorefield Station ES	48	0	0					
	49 CLASSROOMS			2	1	4	42	1006
Creighton's Corner ES	47	2	0					
Goshen Post ES	46	2*	1					
Madison's Trust ES	47	2	0					

* FOUR (4) MODULAR CLASSROOMS ON SITE; HOWEVER, TWO (2) CLASSROOMS ARE NOT DESIGNATED FOR CLASSROOM INSTRUCTIONAL USE

2021-2022 SCHOOL YEAR: MIDDLE SCHOOL BASE BUILDING CAPACITY

	TOTAL CLASSROOMS Includes Computer Labs			MANDATED <i>Not Included in Capacity</i>	CLASSROOMS INCLUDED IN BASE BUILDING CAPACITY <i>A 90% Utilization Rate Is Applied</i>			2021-2022 BASE BUILDING CAPACITY
	REGULAR SIZE CLASSROOMS (R)	REGULAR SIZE CLASSROOMS (R) - MODULARS, COTTAGES, TRAILERS	SPECIAL SIZE CLASSROOMS (S)	IN SCHOOL RESTRICTION (ISR)	REGULAR SIZE CLASSROOM @ 21	REGULAR SIZE CLASSROOM - SPECIAL EDUCATION @ 10	SPECIAL SIZE CLASSROOM @ 10	
MIDDLE SCHOOL								
Belmont Ridge MS	66	0	2	1S	63R	3R	1S	1227
Blue Ridge MS	65	0	5	1S	62R	3R	4S	1235
Brambleton MS	79	0	0	1S	75R	3R	0S	1445
Eagle Ridge MS	66	0	2	1S	63R	3R	1S	1227
Farmwell Station MS	65	2*	2	1S	64R	3R	1S	1246
Harmony MS	66	0	2	1S	63R	3R	1S	1227
Harper Park MS	65	0	2	1S	62R	3R	1S	1208
J. Lupton Simpson MS	70	0	3	1S	67R	3R	2S	1311
J. Michael Lunsford MS	78	0	2	1S	75R	3R	1S	1454
Mercer MS	74	0	2	1S	71R	3R	1S	1378
River Bend MS	66	0	2	1S	63R	3R	1S	1227
Seneca Ridge MS	69	0	4	1S	66R	3R	3S	1301
Smart's Mill MS	66	0	2	1S	63R	3R	1S	1227
Sterling MS	72	0	4	1S	69R	3R	3S	1358
Stone Hill MS	75	0	2	1S	72R	3R	1S	1397
Trailside MS	68	0	2	1S	65R	3R	1S	1265
Willard MS	79	0	0	1R	75R	3R	0S	1445

* USE PROVIDING A TEMPORARY INCREASE IN BASE BUILDING CAPACITY

This page is intentionally blank.

2021-2022 SCHOOL YEAR: HIGH SCHOOL BASE BUILDING CAPACITY

HIGH SCHOOL	TOTAL CLASSROOMS Includes Computer Labs			<i>Mandated</i> <i>Not included in Capacity</i>		CLASSROOMS INCLUDED IN BASE BUILDING CAPACITY A 90% Utilization Rate Is Applied			2021-2022 BASE BUILDING CAPACITY
	REGULAR SIZE CLASSROOMS (R)	REGULAR SIZE CLASSROOMS (R) - MODULARS, COTTAGES, TRAILERS	SPECIAL SIZE CLASSROOMS (S)	WILLIAM OBEDIAH ROBEY HS	IN SCHOOL RESTRICTION (ISR)	REGULAR SIZE CLASSROOM @ 23	REGULAR SIZE CLASSROOM - SPECIAL EDUCATION @ 10	SPECIAL SIZE CLASSROOM @ 10	
Briar Woods HS	84	10*	4	OR	1S	91R	3R	3S	1938
Broad Run HS	84	0	14	OR	1S	84R	0R	13S	1856
Dominion HS	87	0	4	OR	1S	84R	3R	3S	1793
Freedom HS	95	4*	4	OR	1S	96R	3R	3S	2041
Heritage HS	84	0	5	OR	1S	81R	3R	4S	1740
Independence HS	102	0	9	OR	1S	99R	3R	8S	2148
John Champe HS	98	4*	6	OR	1S	99R	3R	5S	2121
Lightridge HS	104	0	1	OR	1S	101R	3R	0S	2118
Loudoun County HS	70	0	10	OR	1S	67R	3R	9S	1495
Loudoun Valley HS	68	0	5	OR	1S	65R	3R	4S	1409
Park View HS	77	0	8	5R	1S	69R	3R	7S	1518
Potomac Falls HS	74	2*	4	OR	1S	73R	3R	3S	1565
Riverside HS	89	0	7	OR	1S	86R	3R	6S	1861
Rock Ridge HS	98	0	7	OR	1S	95R	3R	6S	2048
Stone Bridge HS	84	0	4	OR	1S	81R	3R	3S	1731
Tuscarora HS	94	0	4	OR	1S	91R	3R	3S	1938
Woodgrove HS	84	0	4	OR	1S	81R	3R	3S	1730

* USE PROVIDING A TEMPORARY INCREASE IN BASE BUILDING CAPACITY

This page is intentionally blank.

FACILITY ANALYSIS

There are six LCPS-defined geographic planning districts established to guide and address school facility needs, including the placement of new facilities. LCPS planning districts provide a consistent and reliable framework for demographic and capital facility analysis at a sub-district level.

LCPS Planning District	General Planning District Description
Eastern Loudoun	North/East of Route 28, South of Potomac River, West of Fairfax County
Ashburn	North of Route 267, East of Goose Creek, South of Potomac River, West of Route 28
Dulles North	North of Route 50, East of Goose Creek, South of Route 267, West of Route 28/Fairfax County
Dulles South	North of Prince William County, East of Town of Middleburg, South of Route 50, West of Fairfax County
Central Loudoun	North/West of Goose Creek, East of Catocin Mountain Ridgeline, South of Potomac River
Western Loudoun	North of Fauquier County, East of Clarke County and State of West Virginia, South of Potomac River, West of Catocin Mountain Ridgeline

Planning district considerations for the schools, as well as recommendations to address identified concerns for individual schools, may include but are not restricted to school attendance zone changes, additions/renovations to existing facilities, and/or construction of new schools.

Appendix A and B provide enrollment detail for the 2021-2022 school year, including by place of residence for students assigned to an attendance zone outside of their residential geographic planning district.

FACILITY ANALYSIS

Subsequent sections, organized by planning district, provide:

- Planning District Map, with Current and Funded New School Facilities
- 2021-2022 Base Building Capacity, by School
- September 30, 2021 Enrollment, by School
- Six-Year Enrollment Projections (2022-2023 through 2027-2028), by School
- Planning District Approved, Unbuilt Residential Development

Projected student enrollments are only provided for schools with School Board adopted attendance zones.

Residential development detail is provided for approved, but not yet completed, projects in each LCPS geographic planning district; complete, proposed, inactive, and/or age-restricted residential applications are excluded. Utilizing 2021 LCPS student generation factors (Appendix C), future potential public-school students have been calculated based on the remaining number of residential units to be constructed.

Additional information specific to the physical location and year of original construction for current LCPS facilities is provided in Appendix D.

LOUDOUN COUNTY PUBLIC SCHOOLS

EXISTING AND PLANNED SCHOOL FACILITIES, BY LCPS GEOGRAPHIC PLANNING DISTRICT

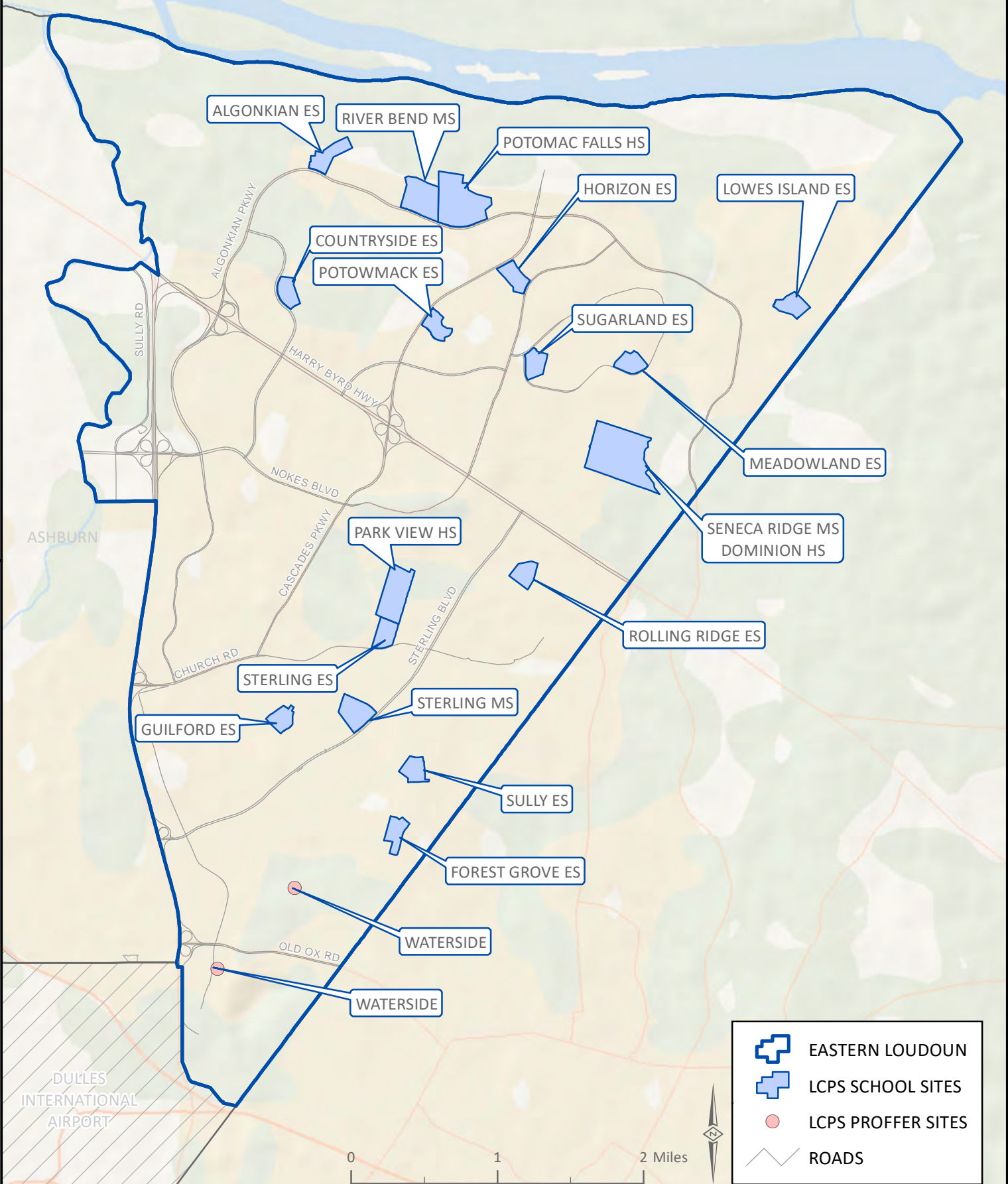
<u>Eastern Loudoun</u>	<u>Ashburn</u>	<u>Dulles North</u>	<u>Dulles South</u>	<u>Central Loudoun</u>	<u>Western Loudoun</u>
Algonkian ES	Ashburn ES	Creighton's Corner ES	Aldie ES	Ball's Bluff ES	Banneker ES
Countryside ES	Belmont Station ES	Hillside ES	Arcola ES	Catoctin ES	Emerick ES
Forest Grove ES	Cedar Lane ES	Legacy ES	Buffalo Trail ES	Cool Spring ES	Hamilton ES
Guilford ES	Discovery ES	Mill Run ES	Cardinal Ridge ES	Evergreen Mill ES	Kenneth W. Culbert ES
Horizon ES	Dominion Trail ES	Moorefield Station ES	Goshen Post ES	Frances Hazel Reid ES	Lincoln ES
Lowes Island ES	Newton-Lee ES	Rosa Lee Carter ES	Hovatter ES	Frederick Douglass ES	Lovettsville ES
Meadowland ES	Sanders Corner ES	Madison's Trust ES	Hutchison Farm ES	John W. Tolbert, Jr. ES	Mountain View ES
Potowmack ES	Seldens Landing ES	Waxpool ES	Liberty ES	Leesburg ES	Round Hill ES
Rolling Ridge ES	Steuart W. Weller ES	<i>Elaine E. Thompson ES/ES-23*</i>	Little River ES	Lucketts ES	Waterford ES
Sterling ES			Pinebrook ES	Sycolin Creek ES	
Sugarland ES	Belmont Ridge MS	Brambleton MS	<i>Unnamed ES/ES-32+</i>		Blue Ridge MS
Sully ES	Farmwell Station MS	Eagle Ridge MS		Harper Park MS	Harmony MS
	Trailside MS	Stone Hill MS	J. Michael Lunsford MS	J. Lupton Simpson MS	
River Bend MS		<i>Unnamed MS/MS-14*</i>	Mercer MS	Smart's Mill MS	Loudoun Valley HS
Seneca Ridge MS	Broad Run HS		Willard MS		Woodgrove HS
Sterling MS	Riverside HS	Briar Woods HS		Heritage HS	
	Stone Bridge HS	Independence HS	Freedom HS	Loudoun County HS	Hillsboro Charter Academy
Dominion HS		Rock Ridge HS	John Champe HS	Tuscarora HS	Middleburg Community Charter
Park View HS			Lightridge HS		
Potomac Falls HS				Academies of Loudoun	
				The North Star School	


* Previously Approved and Funded CIP Project


+ FY 2023-FY 2028 CIP Planned, Unfunded Project to Open by FY 2028


EASTERN LOUDOUN


LCPS PLANNING DISTRICT



 EASTERN LOUDOUN

 LCPS SCHOOL SITES

 LCPS PROFFER SITES

 ROADS

ELEMENTARY SCHOOL SUMMARY: EASTERN LOUDOUN

General Planning District Description
North/East of Route 28 (Sully Road), South of the Potomac River, West of Fairfax County

FY 2023 - FY 2028 CIP PLANNING PERIOD

ELEMENTARY SCHOOLS	2021-22 BASE	30-Sep-21 ACTUAL	2022-23 SCHOOL YEAR PROJECTION			2023-24 SCHOOL YEAR PROJECTION			2024-25 SCHOOL YEAR PROJECTION			2025-26 SCHOOL YEAR PROJECTION			2026-27 SCHOOL YEAR PROJECTION			2027-28 SCHOOL YEAR PROJECTION		
	CAPACITY	ENROLLMENT	ENROLL	SPACE	UTILIZE	ENROLL	SPACE	UTILIZE	ENROLL	SPACE	UTILIZE	ENROLL	SPACE	UTILIZE	ENROLL	SPACE	UTILIZE	ENROLL	SPACE	UTILIZE
ALGONKIAN ES	674	458	438	236	65%	432	242	64%	435	239	65%	431	243	64%	411	263	61%	406	268	60%
COUNTRYSIDE ES	812	671	664	148	82%	692	120	85%	705	107	87%	689	123	85%	718	94	88%	710	102	87%
FOREST GROVE ES	697	502	518	179	74%	535	162	77%	573	124	82%	583	114	84%	602	95	86%	625	72	90%
GUILFORD ES	651	545	539	112	83%	549	102	84%	540	111	83%	524	127	80%	523	128	80%	520	131	80%
HORIZON ES	812	491	495	317	61%	504	308	62%	500	312	62%	497	315	61%	505	307	62%	506	306	62%
LOWES ISLAND ES	697	536	545	152	78%	571	126	82%	595	102	85%	604	93	87%	624	73	90%	615	82	88%
MEADOWLAND ES	572	405	418	154	73%	423	149	74%	411	161	72%	405	167	71%	401	171	70%	407	165	71%
POTOWMACK ES	697	529	515	182	74%	499	198	72%	493	204	71%	478	219	69%	473	224	68%	483	214	69%
ROLLING RIDGE ES	743	587	590	153	79%	594	149	80%	580	163	78%	582	161	78%	585	158	79%	579	164	78%
STERLING ES ^A	628	439	465	163	74%	508	120	81%	533	95	85%	539	89	86%	562	66	89%	583	45	93%
SUGARLAND ES	743	487	482	261	65%	482	261	65%	477	266	64%	470	273	63%	468	275	63%	466	277	63%
SULLY ES	651	471	493	158	76%	507	144	78%	521	130	80%	509	142	78%	508	143	78%	500	151	77%
	8377	6121	6162	2215		6296	2081		6363	2014		6311	2066		6380	1997		6400	1977	

A - A STUDENT WELCOME CENTER IS PLANNED AT STERLING ES TO PROVIDE MORE EFFICIENT AND EFFECTIVE DELIVERY OF SERVICES TO LIMITED ENGLISH PROFICIENT STUDENTS; THE ADDITION WILL BE COMPLETE IN THE 2023-24 SCHOOL YEAR. THE STUDENT CAPACITY AT STERLING ES WILL REMAIN 628.

MIDDLE SCHOOL SUMMARY: EASTERN LOUDOUN

General Planning District Description

North/East of Route 28 (Sully Road), South of the Potomac River, West of Fairfax County

FY 2023 - FY 2028 CIP PLANNING PERIOD

MIDDLE SCHOOLS	2021-22 BASE	30-Sep-21 ACTUAL	2022-23 SCHOOL YEAR PROJECTION			2023-24 SCHOOL YEAR PROJECTION			2024-25 SCHOOL YEAR PROJECTION			2025-26 SCHOOL YEAR PROJECTION			2026-27 SCHOOL YEAR PROJECTION			2027-28 SCHOOL YEAR PROJECTION		
	CAPACITY	ENROLLMENT	ENROLL	SPACE	UTILIZE	ENROLL	SPACE	UTILIZE	ENROLL	SPACE	UTILIZE	ENROLL	SPACE	UTILIZE	ENROLL	SPACE	UTILIZE	ENROLL	SPACE	UTILIZE
RIVER BEND MS	1227	1140	1129	98	92%	1112	115	91%	1074	153	88%	1024	203	83%	1021	206	83%	1002	225	82%
SENECA RIDGE MS	1301	1006	950	351	73%	877	424	67%	843	458	65%	841	460	65%	824	477	63%	802	499	62%
STERLING MS	1358	1081	1086	272	80%	1078	280	79%	1083	275	80%	1120	238	82%	1135	223	84%	1175	183	87%
	3886	3227	3165	721		3067	819		3000	886		2985	901		2980	906		2979	907	

HIGH SCHOOL SUMMARY: EASTERN LOUDOUN

General Planning District Description

North/East of Route 28 (Sully Road), South of the Potomac River, West of Fairfax County

FY 2023 - FY 2028 CIP PLANNING PERIOD

HIGH SCHOOLS	2021-22 BASE CAPACITY	30-Sep-21 ACTUAL ENROLLMENT	2022-23 SCHOOL YEAR PROJECTION			2023-24 SCHOOL YEAR PROJECTION			2024-25 SCHOOL YEAR PROJECTION			2025-26 SCHOOL YEAR PROJECTION			2026-27 SCHOOL YEAR PROJECTION			2027-28 SCHOOL YEAR PROJECTION		
			ENROLL	SPACE	UTILIZE	ENROLL	SPACE	UTILIZE	ENROLL	SPACE	UTILIZE	ENROLL	SPACE	UTILIZE	ENROLL	SPACE	UTILIZE	ENROLL	SPACE	UTILIZE
DOMINION HS ^A	1793	1481	1535	258	86%	1593	200	89%	1642	151	92%	1596	197	89%	1522	271	85%	1436	357	80%
PARK VIEW HS ^B	1518	1409	1526	(8)	101%	1637	(119)	108%	1689	(171)	111%	1671	(153)	110%	1645	(127)	108%	1581	(63)	104%
POTOMAC FALLS HS ^C	1565	1622	1661	(96)	106%	1702	(137)	109%	1698	(133)	108%	1697	(132)	108%	1615	(50)	103%	1561	4	100%
	4876	4512	4722	154		4932	(56)		5029	(153)		4964	(88)		4782	94		4578	298	
WILLIAM OBEDIAH ROBEY HS ^{B, D}		20	60			60			80			80			100			100		

A - AN APPLICATION FOR A MILITARY SCIENCE PROGRAM AT DOMINION HS HAS BEEN SUBMITTED BUT IS NOT UNDER ACTIVE CONSIDERATION BY THE MILITARY; PROGRAM EXPANSION IN VIRGINIA IS NOT CURRENTLY PLANNED.

B - AN ADDITION IS PROPOSED AT PARK VIEW HS/WILLIAM OBEDIAH ROBEY HS TO BE COMPLETE BY THE START OF THE 2025-26 SCHOOL YEAR.

C - THE 2021-22 BASE CAPACITY FOR POTOMAC FALLS HS REFLECTS TWO (2) MODULAR CLASSROOMS ON SITE; WITHOUT THE MODULAR CLASSROOMS, CAPACITY AT POTOMAC FALLS HS WOULD BE 1523.

D - WILLIAM OBEDIAH ROBEY HS IS CO-LOCATED WITHIN PARK VIEW HS.

EASTERN LOUDOUN PLANNING DISTRICT RESIDENTIAL DEVELOPMENT

LCPS Planning staff tracks residential building permit activity for Loudoun County and its incorporated towns. The monitoring includes both rezoned and by-right developments (i.e., approved, proposed, inactive) and construction status. Tracking the approved under construction and approved future "pipeline" development assists staff in estimating student growth.

Residential development detail is provided for approved, but not yet completed, residential projects in LCPS geographic planning districts. Complete, proposed, inactive, and/or age-restricted residential applications are excluded from the below provided information. Utilizing 2021 student generation factors, the number of potential LCPS students has been calculated based on the remaining number of residential units to be constructed.

Eastern Loudoun Planning District Approved, Unbuilt Residential Development as of September 2021

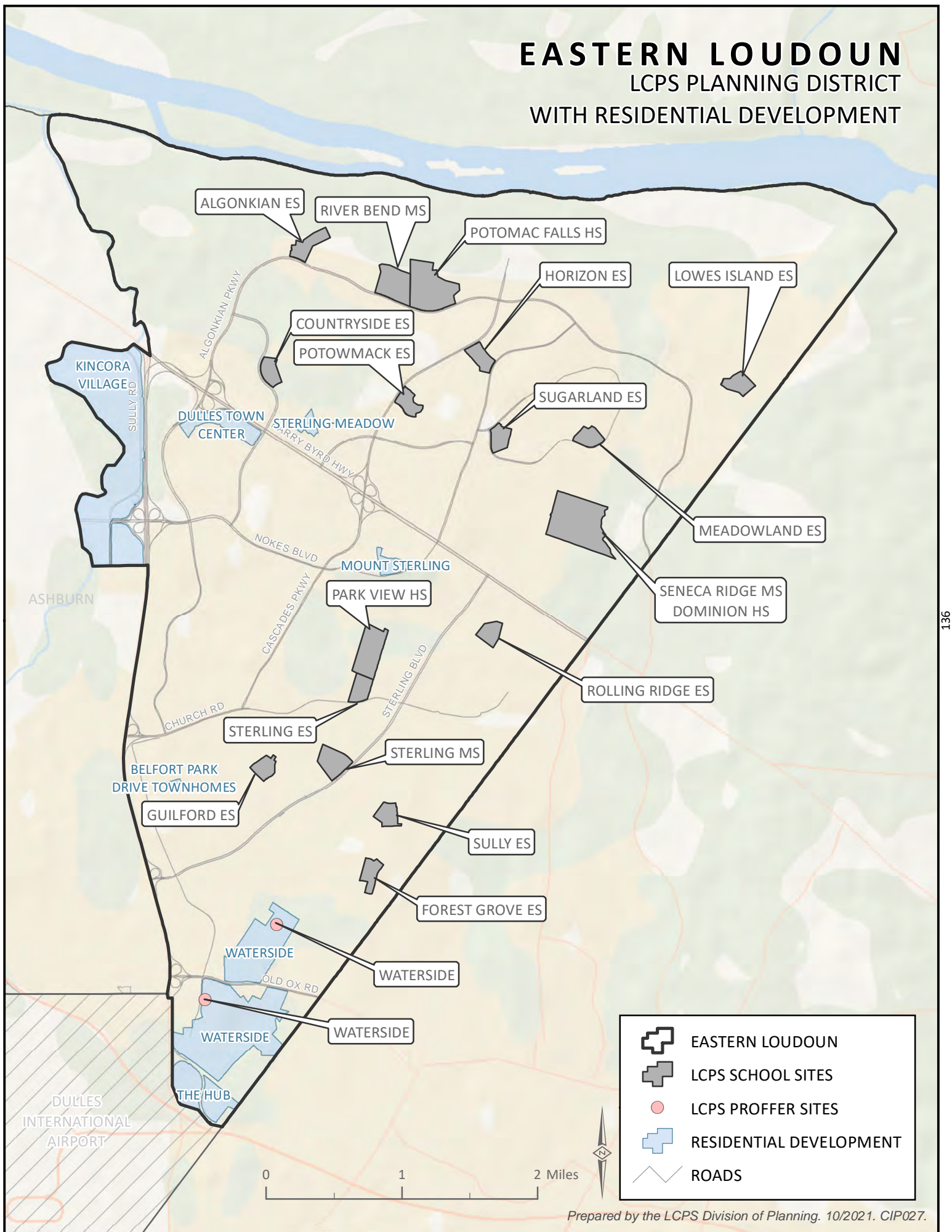
SFD - Single Family Detached SFA - Single Family Attached MF - Multifamily

Residential Development	Approved Residential Units				Potential LCPS Students			% Complete, as of 9/2021
	SFD	SFA	MF	Total	Elementary School	Middle School	High School	
BELFORT PARK DRIVE TOWNHOMES	0	20	0	20	4	2	3	0%
DULLES TOWN CENTER	0	0	1230	1230	175	97	134	0%
KINCORA VILLAGE	0	0	2600	2600	281	157	216	24%
MOUNT STERLING	0	74	144	218	36	20	28	0%
STERLING MEADOW	0	0	166	166	24	13	18	0%
THE HUB	0	0	1265	1265	180	100	138	0%
WATERSIDE	0	0	2505	2505	355	198	273	0%
Planning District Total, as of September 2021	0	94	7910	8004	1054	588	810	

EASTERN LOUDOUN

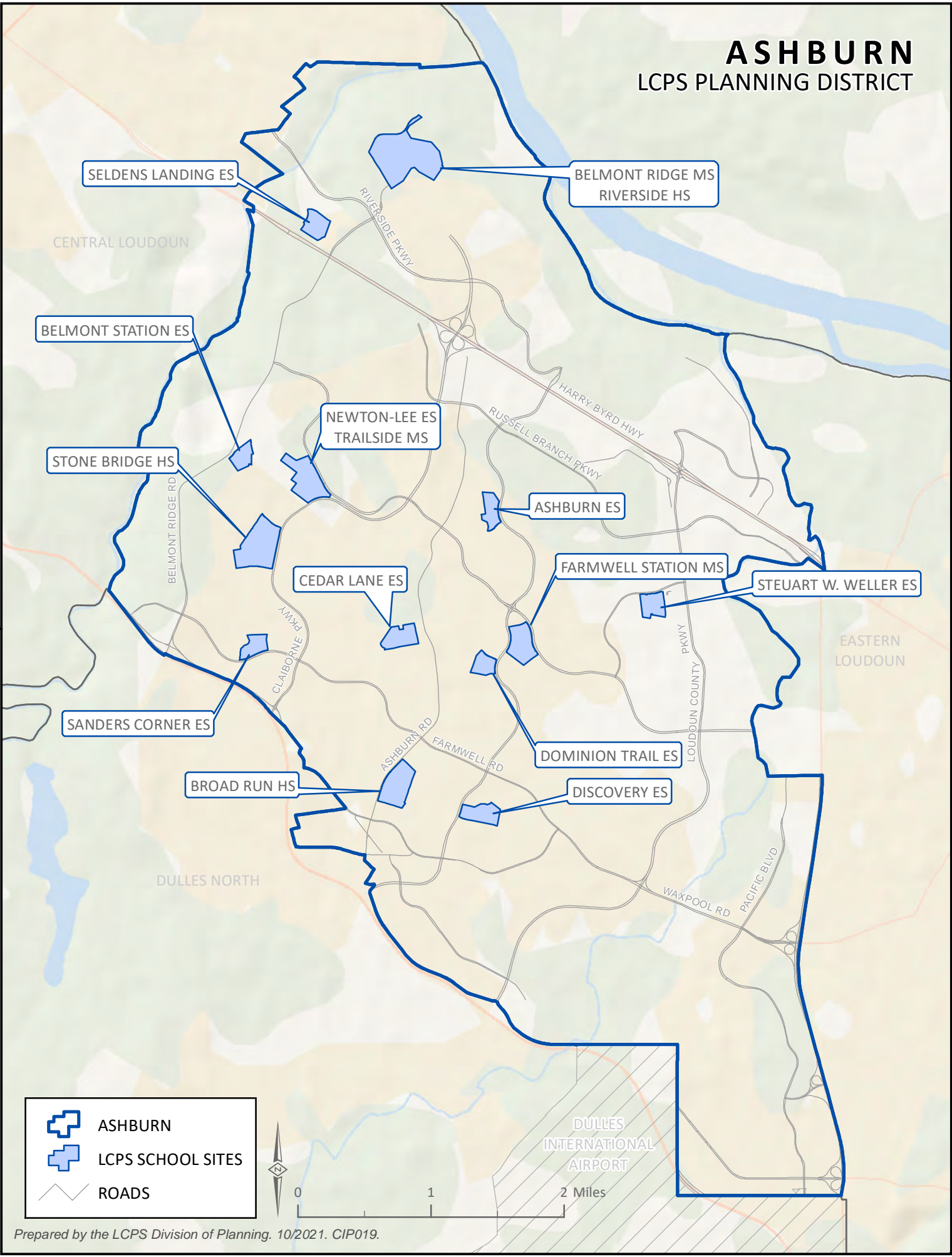
LCPS PLANNING DISTRICT

WITH RESIDENTIAL DEVELOPMENT



ASHBURN

LCPS PLANNING DISTRICT



ASHBURN

LCPS SCHOOL SITES

ROADS



ELEMENTARY SCHOOL SUMMARY: ASHBURN

General Planning District Description

North of Route 267 (Dulles Greenway), East of Goose Creek, South of the Potomac River, West of Route 28 (Sully Road)

			FY 2023 - FY 2028 CIP PLANNING PERIOD																	
<u>ELEMENTARY SCHOOLS</u>	2021-22 BASE	30-Sep-21 ACTUAL	2022-23 SCHOOL YEAR PROJECTION			2023-24 SCHOOL YEAR PROJECTION			2024-25 SCHOOL YEAR PROJECTION			2025-26 SCHOOL YEAR PROJECTION			2026-27 SCHOOL YEAR PROJECTION			2027-28 SCHOOL YEAR PROJECTION		
	<u>CAPACITY</u>	<u>ENROLLMENT</u>	<u>ENROLL</u>	<u>SPACE</u>	<u>UTILIZE</u>	<u>ENROLL</u>	<u>SPACE</u>	<u>UTILIZE</u>	<u>ENROLL</u>	<u>SPACE</u>	<u>UTILIZE</u>	<u>ENROLL</u>	<u>SPACE</u>	<u>UTILIZE</u>	<u>ENROLL</u>	<u>SPACE</u>	<u>UTILIZE</u>	<u>ENROLL</u>	<u>SPACE</u>	<u>UTILIZE</u>
ASHBURN ES	697	521	509	188	73%	466	231	67%	447	250	64%	431	266	62%	421	276	60%	411	286	59%
BELMONT STATION ES	812	721	723	89	89%	703	109	87%	725	87	89%	689	123	85%	690	122	85%	680	132	84%
CEDAR LANE ES	812	736	706	106	87%	675	137	83%	678	134	83%	637	175	78%	640	172	79%	633	179	78%
DISCOVERY ES	983	679	665	318	68%	645	338	66%	628	355	64%	623	360	63%	611	372	62%	613	370	62%
DOMINION TRAIL ES	697	597	556	141	80%	538	159	77%	520	177	75%	491	206	70%	481	216	69%	491	206	70%
NEWTON-LEE ES	904	631	622	282	69%	596	308	66%	599	305	66%	577	327	64%	568	336	63%	555	349	61%
SANDERS CORNER ES	697	461	446	251	64%	444	253	64%	465	232	67%	472	225	68%	471	226	68%	463	234	66%
SELDENS LANDING ES	904	580	555	349	61%	556	348	62%	578	326	64%	580	324	64%	590	314	65%	575	329	64%
STEUART W WELLER ES	904	649	602	302	67%	594	310	66%	588	316	65%	581	323	64%	588	316	65%	582	322	64%
	7410	5575	5384	2026		5217	2193		5228	2182		5081	2329		5060	2350		5003	2407	

SOME ELEMENTARY SCHOOL STUDENTS RESIDING IN THE DULLES NORTH PLANNING DISTRICT ARE CURRENTLY ATTENDING ELEMENTARY SCHOOL IN THE ASHBURN PLANNING DISTRICT.

MIDDLE SCHOOL SUMMARY: ASHBURN

General Planning District Description

North of Route 267 (Dulles Greenway), East of Goose Creek, South of the Potomac River, West of Route 28 (Sully Road)

FY 2023 - FY 2028 CIP PLANNING PERIOD

	2021-22	30-Sep-21	2022-23 SCHOOL YEAR			2023-24 SCHOOL YEAR			2024-25 SCHOOL YEAR			2025-26 SCHOOL YEAR			2026-27 SCHOOL YEAR			2027-28 SCHOOL YEAR		
	BASE	ACTUAL	PROJECTION			PROJECTION			PROJECTION			PROJECTION			PROJECTION			PROJECTION		
<u>MIDDLE SCHOOLS</u>	<u>CAPACITY</u>	<u>ENROLLMENT</u>	<u>ENROLL</u>	<u>SPACE</u>	<u>UTILIZE</u>	<u>ENROLL</u>	<u>SPACE</u>	<u>UTILIZE</u>	<u>ENROLL</u>	<u>SPACE</u>	<u>UTILIZE</u>	<u>ENROLL</u>	<u>SPACE</u>	<u>UTILIZE</u>	<u>ENROLL</u>	<u>SPACE</u>	<u>UTILIZE</u>	<u>ENROLL</u>	<u>SPACE</u>	<u>UTILIZE</u>
BELMONT RIDGE MS	1227	1055	1073	154	87%	1070	157	87%	1022	205	83%	936	291	76%	884	343	72%	922	305	75%
FARMWELL STATION MS ^A	1246	1117	1076	170	86%	1067	179	86%	1037	209	83%	993	253	80%	926	320	74%	849	397	68%
TRAILSIDE MS	1265	1141	1129	136	89%	1126	139	89%	1070	195	85%	1065	200	84%	1013	252	80%	1046	219	83%
	3738	3313	3278	460		3263	475		3129	609		2994	744		2823	915		2817	921	

SOME MIDDLE SCHOOL STUDENTS RESIDING IN THE ASHBURN PLANNING DISTRICT ARE CURRENTLY ATTENDING MIDDLE SCHOOL IN THE DULLES NORTH PLANNING DISTRICT.

SOME MIDDLE SCHOOL STUDENTS RESIDING IN THE DULLES NORTH PLANNING DISTRICT ARE CURRENTLY ATTENDING MIDDLE SCHOOL IN THE ASHBURN PLANNING DISTRICT.

A - THE 2021-22 BASE CAPACITY FOR FARMWELL STATION MS REFLECTS TWO (2) MODULAR CLASSROOMS ON SITE; WITHOUT THE MODULAR CLASSROOMS, CAPACITY AT FARMWELL STATION MS WOULD BE 1208.

HIGH SCHOOL SUMMARY: ASHBURN

General Planning District Description

North of Route 267 (Dulles Greenway), East of Goose Creek, South of the Potomac River, West of Route 28 (Sully Road)

FY 2023 - FY 2028 CIP PLANNING PERIOD																				
HIGH SCHOOLS	2021-22	30-Sep-21	2022-23 SCHOOL YEAR			2023-24 SCHOOL YEAR			2024-25 SCHOOL YEAR			2025-26 SCHOOL YEAR			2026-27 SCHOOL YEAR			2027-28 SCHOOL YEAR		
	BASE	ACTUAL	PROJECTION			PROJECTION			PROJECTION			PROJECTION			PROJECTION			PROJECTION		
	CAPACITY	ENROLLMENT	ENROLL	SPACE	UTILIZE	ENROLL	SPACE	UTILIZE	ENROLL	SPACE	UTILIZE	ENROLL	SPACE	UTILIZE	ENROLL	SPACE	UTILIZE	ENROLL	SPACE	UTILIZE
BROAD RUN HS	1856	1575	1581	275	85%	1601	255	86%	1598	258	86%	1581	275	85%	1558	298	84%	1521	335	82%
RIVERSIDE HS	1861	1822	1803	58	97%	1725	136	93%	1701	160	91%	1713	148	92%	1664	197	89%	1604	257	86%
STONE BRIDGE HS	1731	1739	1793	(62)	104%	1855	(124)	107%	1849	(118)	107%	1853	(122)	107%	1833	(102)	106%	1751	(20)	101%
	5448	5136	5177	271		5181	267		5148	300		5147	301		5055	393		4876	572	

SOME HIGH SCHOOL STUDENTS RESIDING IN THE ASHBURN PLANNING DISTRICT ARE CURRENTLY ATTENDING HIGH SCHOOL IN THE DULLES NORTH PLANNING DISTRICT.

SOME HIGH SCHOOL STUDENTS RESIDING IN THE DULLES NORTH PLANNING DISTRICT ARE CURRENTLY ATTENDING HIGH SCHOOL IN THE ASHBURN PLANNING DISTRICT.

ASHBURN PLANNING DISTRICT RESIDENTIAL DEVELOPMENT

LCPS Planning staff tracks residential building permit activity for Loudoun County and its incorporated towns. The monitoring includes both rezoned and by-right developments (i.e., approved, proposed, inactive) and construction status. Tracking the approved under construction and approved future "pipeline" development assists staff in estimating student growth.

Residential development detail is provided for approved, but not yet completed, residential projects in LCPS geographic planning districts. Complete, proposed, inactive, and/or age-restricted residential applications are excluded from the below provided information. Utilizing 2021 student generation factors, the number of potential LCPS students has been calculated based on the remaining number of residential units to be constructed.

Ashburn Planning District Approved, Unbuilt Residential Development as of September 2021

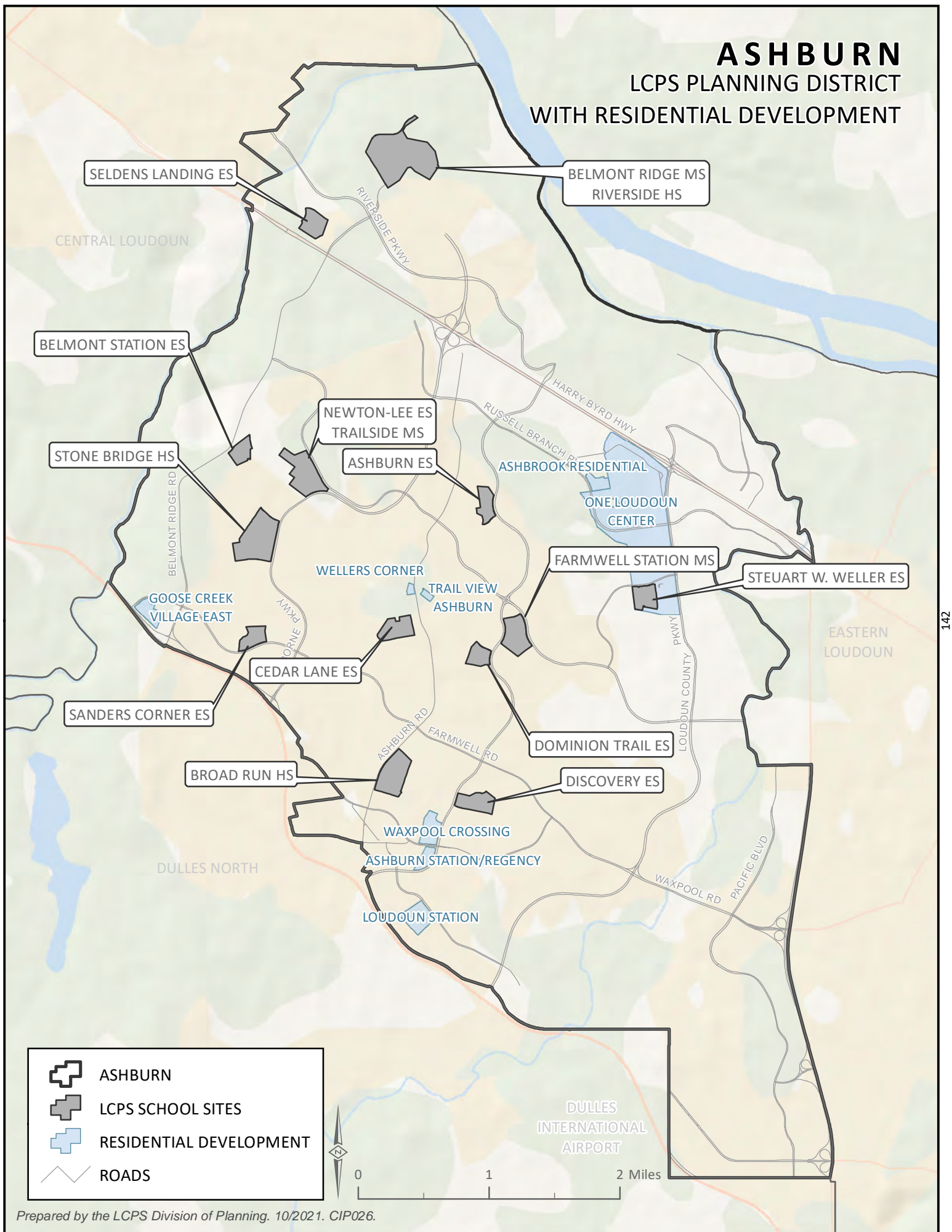
SFD - Single Family Detached SFA - Single Family Attached MF - Multifamily

Residential Development	Approved Residential Units				Potential LCPS Students			% Complete, as of 9/2021
	SFD	SFA	MF	Total	Elementary School	Middle School	High School	
ASHBROOK RESIDENTIAL	0	0	152	152	18	10	14	0%
ASHBURN STATION/REGENCY	0	0	224	224	27	15	21	0%
GOOSE CREEK VILLAGE EAST	0	0	282	282	34	19	26	0%
LOUDOUN STATION	0	0	924	924	30	17	23	73%
ONE LOUDOUN CENTER	265	397	605	1267	42	24	32	81%
TRAIL VIEW ASHBURN	18	0	0	18	6	3	4	0%
WAXPOOL CROSSING	0	0	400	400	48	27	37	0%
WELLERS CORNER	11	13	0	24	7	4	5	0%
Planning District Total, as of September 2021	294	410	2587	3291	212	118	162	

ASHBURN

LCPS PLANNING DISTRICT

WITH RESIDENTIAL DEVELOPMENT



ASHBURN

LCPS SCHOOL SITES

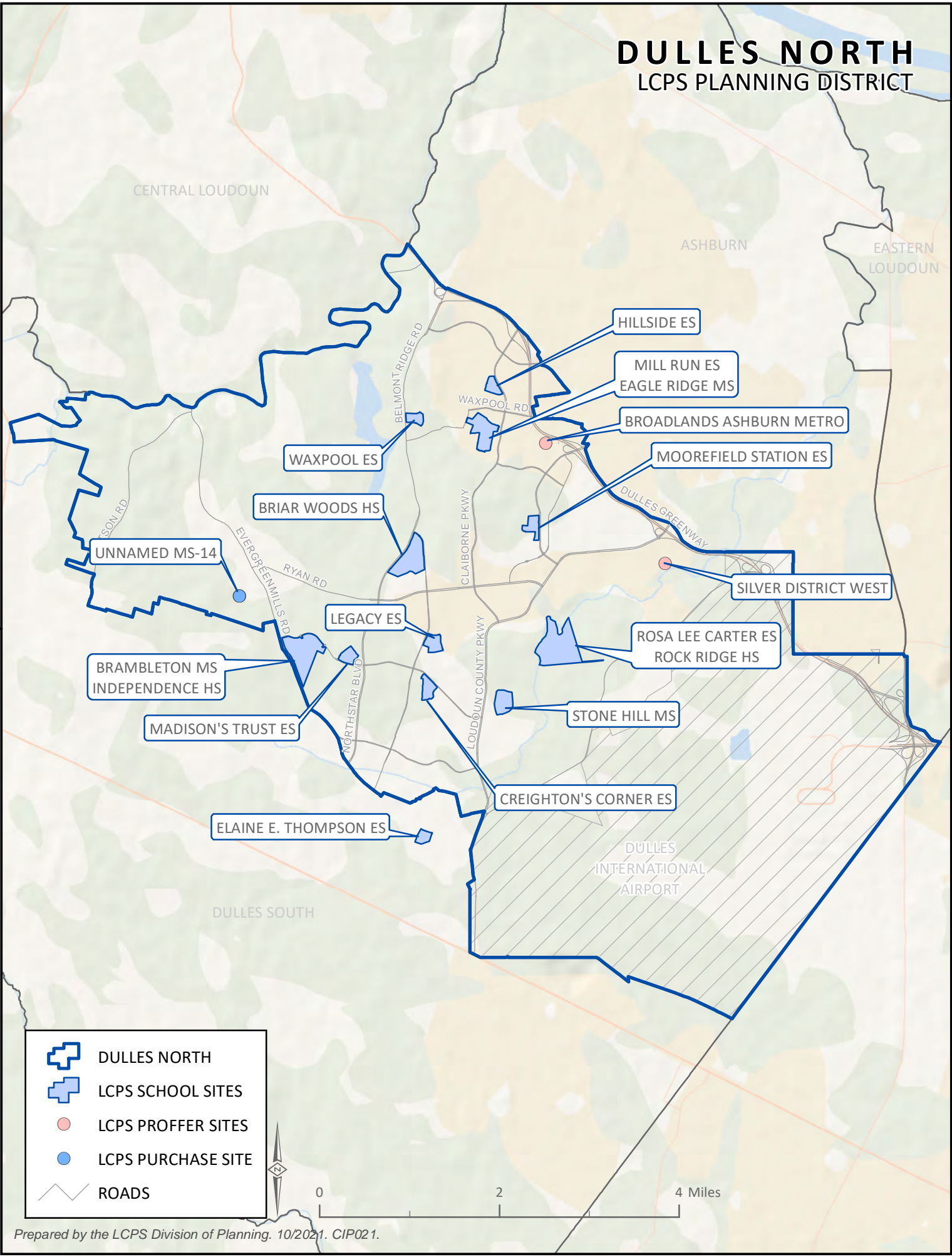
RESIDENTIAL DEVELOPMENT

ROADS



DULLES NORTH

LCPS PLANNING DISTRICT



ELEMENTARY SCHOOL SUMMARY: DULLES NORTH

General Planning District Description

North of Route 50 (John Mosby Highway), East of Goose Creek, South of Route 267 (Dulles Greenway), West of Route 28 (Sully Road)/Fairfax County

FY 2023 - FY 2028 CIP PLANNING PERIOD																				
	2021-22	30-Sep-21	2022-23 SCHOOL YEAR			2023-24 SCHOOL YEAR			2024-25 SCHOOL YEAR			2025-26 SCHOOL YEAR			2026-27 SCHOOL YEAR			2027-28 SCHOOL YEAR		
	BASE	ACTUAL	PROJECTION			PROJECTION			PROJECTION			PROJECTION			PROJECTION			PROJECTION		
ELEMENTARY SCHOOLS	CAPACITY	ENROLLMENT	ENROLL	SPACE	UTILIZE	ENROLL	SPACE	UTILIZE	ENROLL	SPACE	UTILIZE	ENROLL	SPACE	UTILIZE	ENROLL	SPACE	UTILIZE	ENROLL	SPACE	UTILIZE
CREIGHTON'S CORNER ES ^A	1006	1130	887	119	88%	879	127	87%	888	118	88%	895	111	89%	871	135	87%	842	164	84%
ELAINE E THOMPSON ES/ES-23 ^B			827	133	86%	832	128	87%	875	85	91%	895	65	93%	953	7	99%	980	(20)	102%
HILLSIDE ES	697	567	554	143	79%	535	162	77%	544	153	78%	545	152	78%	562	135	81%	563	134	81%
LEGACY ES	960	766	709	251	74%	673	287	70%	663	297	69%	670	290	70%	681	279	71%	692	268	72%
MADISON'S TRUST ES ^C	1006	1184	831	175	83%	843	163	84%	885	121	88%	902	104	90%	918	88	91%	929	77	92%
MILL RUN ES	812	697	682	130	84%	688	124	85%	692	120	85%	713	99	88%	733	79	90%	725	87	89%
MOOREFIELD STATION ES	983	875	880	103	90%	905	78	92%	931	52	95%	929	54	95%	833	150	85%	944	39	96%
ROSA LEE CARTER ES	960	841	853	107	89%	844	116	88%	848	112	88%	840	120	88%	837	123	87%	854	106	89%
WAXPOOL ES	960	732	704	256	73%	696	264	73%	712	248	74%	706	254	74%	735	225	77%	738	222	77%
	7384	6792	6927	1417		6895	1449		7038	1306		7095	1249		7123	1221		7267	1077	

SOME ELEMENTARY SCHOOL STUDENTS RESIDING IN THE DULLES NORTH PLANNING DISTRICT ARE CURRENTLY ATTENDING ELEMENTARY SCHOOL IN THE ASHBURN & CENTRAL LOUDOUN PLANNING DISTRICTS.

SOME ELEMENTARY SCHOOL STUDENTS RESIDING IN THE DULLES SOUTH PLANNING DISTRICT ARE CURRENTLY ATTENDING ELEMENTARY SCHOOL IN THE DULLES NORTH PLANNING DISTRICT.

A - THE 2021-22 BASE CAPACITY FOR CREIGHTON'S CORNER ES REFLECTS TWO (2) MODULAR CLASSROOMS ON SITE; WITHOUT THE MODULAR CLASSROOMS, CAPACITY AT CREIGHTON'S CORNER ES WOULD BE 960.

B - THE OPENING OF ELAINE E. THOMPSON ES (ES-23) IS PLANNED FOR FALL 2022 (2022-23 SCHOOL YEAR) WITH AN ANTICIPATED BASE CAPACITY OF 960. ELAINE E. THOMPSON ES IS BEING CONSTRUCTED ON A PROFFERED SITE WITHIN THE ARCOLA CENTER COMMUNITY.

C - THE 2021-22 BASE CAPACITY FOR MADISON'S TRUST ES REFLECTS TWO (2) MODULAR CLASSROOMS ON SITE; WITHOUT THE MODULAR CLASSROOMS, CAPACITY AT MADISON'S TRUST ES WOULD BE 960.

TBD - TO BE DETERMINED, FOLLOWING THE ADOPTION OF AN ATTENDANCE ZONE FOR THE SCHOOL

MIDDLE SCHOOL SUMMARY: DULLES NORTH

General Planning District Description

North of Route 50 (John Mosby Highway), East of Goose Creek, South of Route 267 (Dulles Greenway), West of Route 28 (Sully Road)/Fairfax County

FY 2023 - FY 2028 CIP PLANNING PERIOD																				
MIDDLE SCHOOLS	2021-22	30-Sep-21	2022-23 SCHOOL YEAR			2023-24 SCHOOL YEAR			2024-25 SCHOOL YEAR			2025-26 SCHOOL YEAR			2026-27 SCHOOL YEAR			2027-28 SCHOOL YEAR		
	BASE	ACTUAL	PROJECTION			PROJECTION			PROJECTION			PROJECTION			PROJECTION			PROJECTION		
	CAPACITY	ENROLLMENT	ENROLL	SPACE	UTILIZE	ENROLL	SPACE	UTILIZE	ENROLL	SPACE	UTILIZE	ENROLL	SPACE	UTILIZE	ENROLL	SPACE	UTILIZE	ENROLL	SPACE	UTILIZE
BRAMBLETON MS ^A	1445	1630	1779	(334)	123%	1988	(543)	138%	2041	(596)	141%	2006	(561)	139%	1903	(458)	132%	1929	(484)	133%
EAGLE RIDGE MS ^B	1227	1179	1158	69	94%	1176	51	96%	1100	127	90%	991	236	81%	894	465	66%	918	441	68%
STONE HILL MS	1397	1137	1107	290	79%	1092	305	78%	1061	336	76%	1045	352	75%	1035	362	74%	1014	383	73%
MS-14 ^C									TBD	1445		TBD	1445		TBD	1445		TBD	1445	
	4069	3946	4044	25		4256	(187)		4202	1312		4042	1472		3832	1814		3861	1785	

SOME MIDDLE SCHOOL STUDENTS RESIDING IN THE DULLES NORTH PLANNING DISTRICT ARE CURRENTLY ATTENDING MIDDLE SCHOOL IN THE ASHBURN PLANNING DISTRICT.

SOME MIDDLE SCHOOL STUDENTS RESIDING IN THE ASHBURN PLANNING DISTRICT ARE CURRENTLY ATTENDING MIDDLE SCHOOL IN THE DULLES NORTH PLANNING DISTRICT.

SOME MIDDLE SCHOOL STUDENTS RESIDING IN THE DULLES SOUTH PLANNING DISTRICT ARE CURRENTLY ATTENDING MIDDLE SCHOOL IN THE DULLES NORTH PLANNING DISTRICT.

A - PRIOR TO THE OPENING OF MS-14, SOME BRAMBLETON MS STUDENTS WILL BE SCHEDULED FOR CERTAIN CLASSES AT INDEPENDENCE HS.

B - A NINE (9) CLASSROOM ADDITION IS PLANNED AT EAGLE RIDGE MS, TO BE COMPLETE BY THE START OF 2026-27 SCHOOL YEAR; ANTICIPATED CAPACITY FOR EAGLE RIDGE MS IN FALL 2026 IS 1359.

C - A NEW MIDDLE SCHOOL (MS-14) IS PLANNED TO OPEN AT THE START OF THE 2024-25 SCHOOL YEAR WITH AN ANTICIPATED BASE CAPACITY OF 1445. MS-14 WILL BE CONSTRUCTED ON A PURCHASED SITE (PROXIMATE TO THE INTERSECTION OF RYAN ROAD/RED HILL ROAD/EVERGREEN MILLS ROAD).

TBD - TO BE DETERMINED, FOLLOWING THE ADOPTION OF AN ATTENDANCE ZONE FOR THE SCHOOL

HIGH SCHOOL SUMMARY: DULLES NORTH

General Planning District Description

North of Route 50 (John Mosby Highway), East of Goose Creek, South of Route 267 (Dulles Greenway), West of Route 28 (Sully Road)/Fairfax County

FY 2023 - FY 2028 CIP PLANNING PERIOD																				
HIGH SCHOOLS	2021-22	30-Sep-21	2022-23 SCHOOL YEAR			2023-24 SCHOOL YEAR			2024-25 SCHOOL YEAR			2025-26 SCHOOL YEAR			2026-27 SCHOOL YEAR			2027-28 SCHOOL YEAR		
	BASE	ACTUAL	PROJECTION			PROJECTION			PROJECTION			PROJECTION			PROJECTION			PROJECTION		
	CAPACITY	ENROLLMENT	ENROLL	SPACE	UTILIZE	ENROLL	SPACE	UTILIZE	ENROLL	SPACE	UTILIZE	ENROLL	SPACE	UTILIZE	ENROLL	SPACE	UTILIZE	ENROLL	SPACE	UTILIZE
BRIAR WOODS HS ^A	1938	1800	1841	97	95%	1827	111	94%	1873	65	97%	1913	25	99%	1832	106	95%	1797	141	93%
INDEPENDENCE HS ^{B,C}	2148	1829	1961	353	85%	2030	284	88%	2199	115	95%	2402	(88)	104%	2627	(313)	114%	2744	(430)	119%
ROCK RIDGE HS	2048	1396	1444	604	71%	1494	554	73%	1555	493	76%	1572	476	77%	1539	509	75%	1519	529	74%
	6134	5025	5246	1054		5351	949		5627	673		5887	413		5998	302		6060	240	

SOME HIGH SCHOOL STUDENTS RESIDING IN THE DULLES NORTH PLANNING DISTRICT ARE CURRENTLY ATTENDING HIGH SCHOOL IN THE ASHBURN PLANNING DISTRICT.

SOME HIGH SCHOOL STUDENTS RESIDING IN THE ASHBURN PLANNING DISTRICT ARE CURRENTLY ATTENDING HIGH SCHOOL IN THE DULLES NORTH PLANNING DISTRICT.

SOME HIGH SCHOOL STUDENTS RESIDING IN THE DULLES SOUTH PLANNING DISTRICT ARE CURRENTLY ATTENDING HIGH SCHOOL IN THE DULLES NORTH PLANNING DISTRICT.

A - THE 2021-22 BASE CAPACITY FOR BRIAR WOODS HS REFLECTS TEN (10) MODULAR CLASSROOMS ON SITE; WITHOUT THE MODULAR CLASSROOMS, CAPACITY AT BRIAR WOODS HS WOULD BE 1731. A TEN (10) CLASSROOM ADDITION IS PROPOSED AT BRIAR WOODS HS, TO BE COMPLETE BY THE START OF 2023-24 SCHOOL YEAR. THE PROPOSED ADDITION WILL REPLACE THE MODULAR CLASSROOMS; CAPACITY FOR BRIAR WOODS HS IN FALL 2023 WILL REMAIN 1938.

B - PRIOR TO THE OPENING OF MS-14, SOME BRAMBLETON MS STUDENTS WILL BE SCHEDULED FOR CERTAIN CLASSES AT INDEPENDENCE HS.

C - EIGHT (8) MODULAR CLASSROOMS ARE PLANNED FOR INDEPENDENCE HS, TO BE PLACED PRIOR TO THE START OF THE 2022-23 SCHOOL YEAR; ANTICIPATED PROGRAM CAPACITY FOR INDEPENDENCE HS IN FALL 2022 IS 2314.

DULLES NORTH PLANNING DISTRICT RESIDENTIAL DEVELOPMENT

LCPS Planning staff tracks residential building permit activity for Loudoun County and its incorporated towns. The monitoring includes both rezoned and by-right developments (i.e., approved, proposed, inactive) and construction status. Tracking the approved under construction and approved future "pipeline" development assists staff in estimating student growth.

Residential development detail is provided for approved, but not yet completed, residential projects in LCPS geographic planning districts. Complete, proposed, inactive, and/or age-restricted residential applications are excluded from the below provided information. Utilizing 2021 student generation factors, the number of potential LCPS students has been calculated based on the remaining number of residential units to be constructed.

Dulles North Planning District Approved, Unbuilt Residential Development as of September 2021

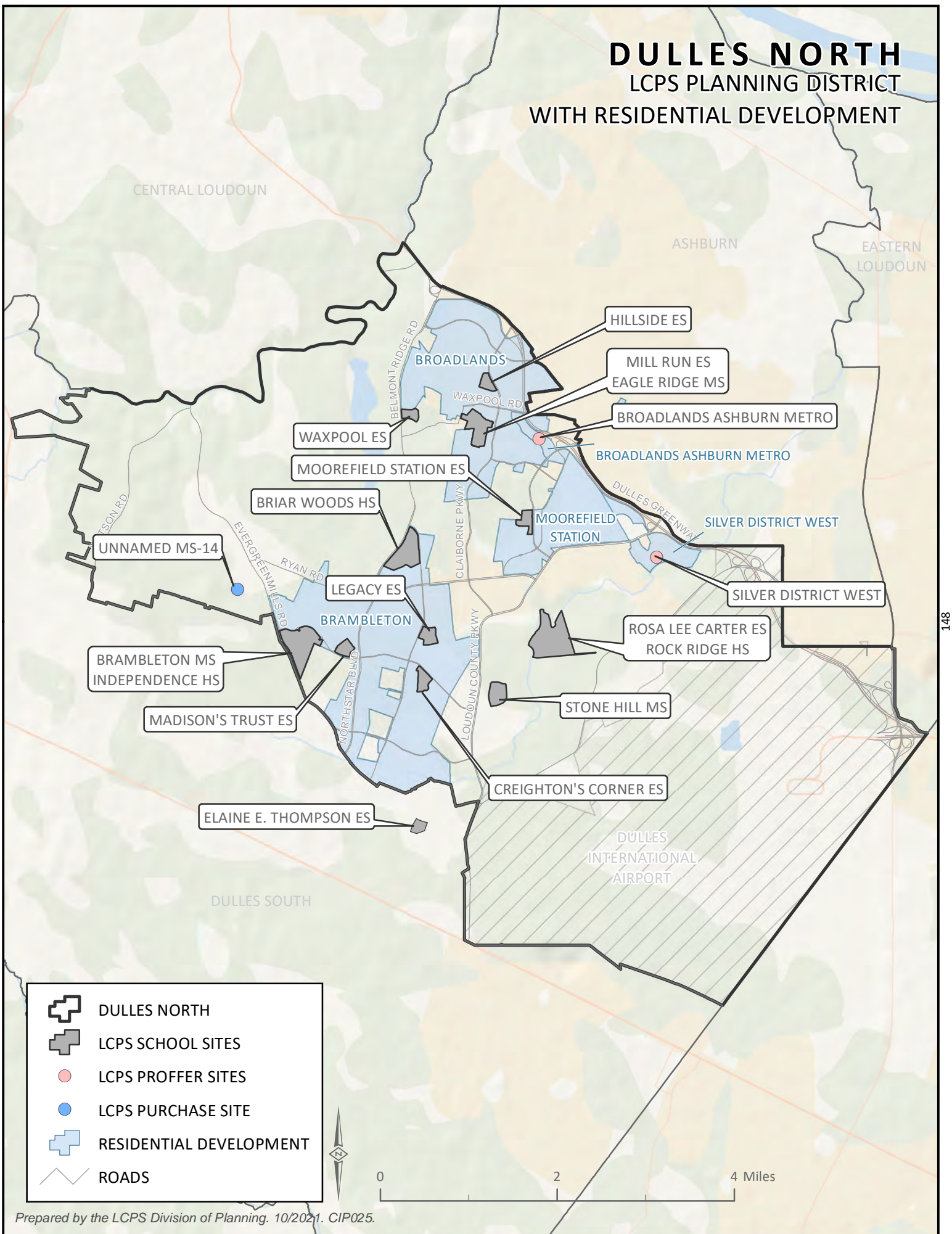
SFD - Single Family Detached SFA - Single Family Attached MF - Multifamily

Residential Development	Approved Residential Units				Potential LCPS Students			% Complete, as of 9/2021
	SFD	SFA	MF	Total	Elementary School	Middle School	High School	
BRAMBLETON	2500	3070	1099	6669	411	229	315	73%
BROADLANDS	1976	1251	654	3881	26	15	20	90%
BROADLANDS ASHBURN METRO	0	89	754	843	119	67	92	0%
MOOREFIELD STATION	50	1300	4650	6000	633	353	485	27%
SILVER DISTRICT WEST	0	381	3325	3706	566	316	434	0%
Planning District Total, as of September 2021	4526	6091	10482	21099	1755	979	1347	

DULLES NORTH

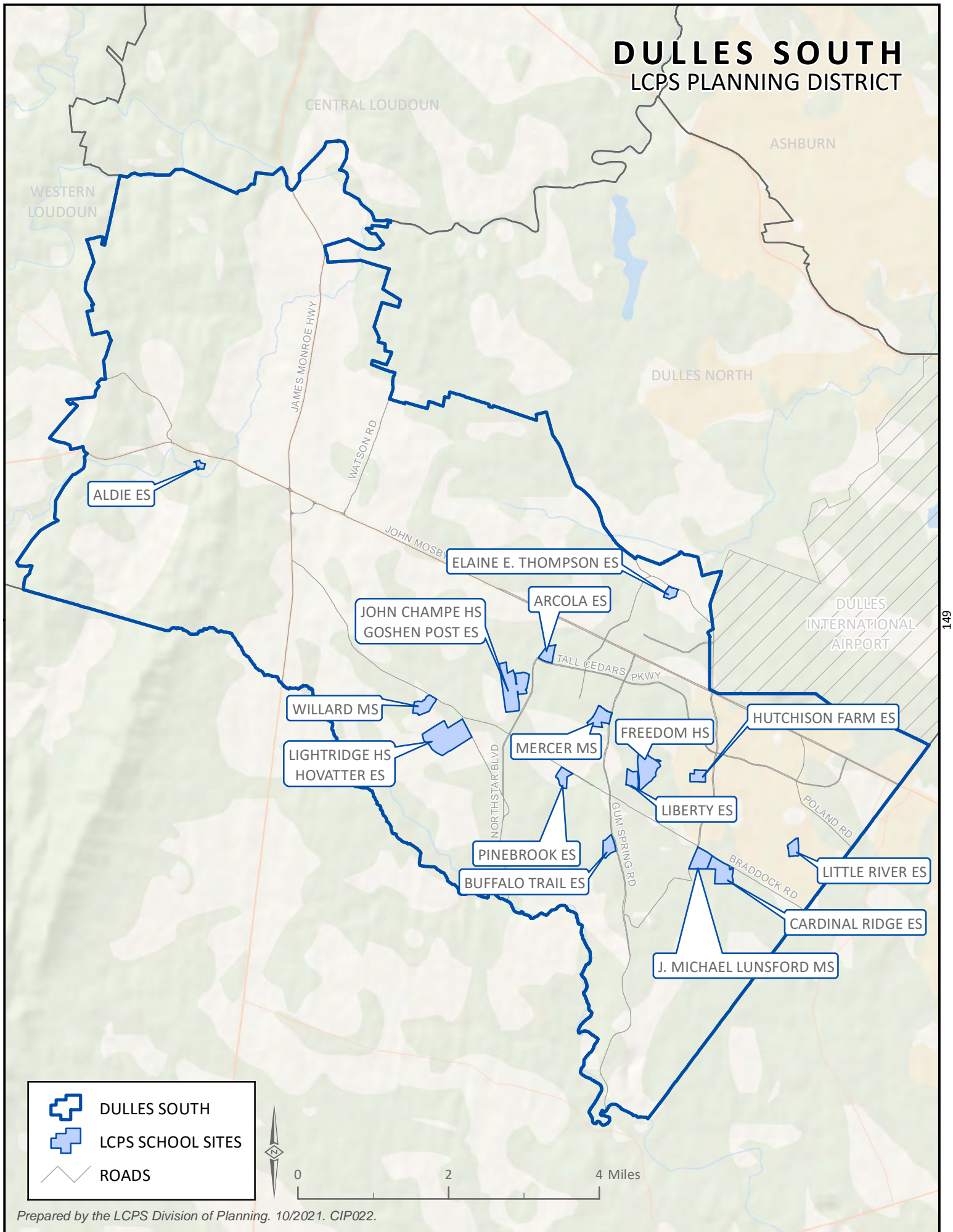
LCPS PLANNING DISTRICT

WITH RESIDENTIAL DEVELOPMENT



DULLES SOUTH

LCPS PLANNING DISTRICT



ELEMENTARY SCHOOL SUMMARY: DULLES SOUTH

General Planning District Description

North of Prince William County, East of Town of Middleburg, South of Route 50 (John Mosby Highway), West of Fairfax County

FY 2023 - FY 2028 CIP PLANNING PERIOD																				
ELEMENTARY SCHOOLS	2021-22	30-Sep-21	2022-23 SCHOOL YEAR			2023-24 SCHOOL YEAR			2024-25 SCHOOL YEAR			2025-26 SCHOOL YEAR			2026-27 SCHOOL YEAR			2027-28 SCHOOL YEAR		
	BASE	ACTUAL	PROJECTION			PROJECTION			PROJECTION			PROJECTION			PROJECTION			PROJECTION		
	CAPACITY	ENROLLMENT	ENROLL	SPACE	UTILIZE	ENROLL	SPACE	UTILIZE	ENROLL	SPACE	UTILIZE	ENROLL	SPACE	UTILIZE	ENROLL	SPACE	UTILIZE	ENROLL	SPACE	UTILIZE
ALDIE ES	138	111	113	25	82%	110	28	80%	110	28	80%	105	33	76%	111	27	80%	106	32	77%
ARCOLA ES	960	957	842	118	88%	857	103	89%	881	79	92%	884	76	92%	890	70	93%	896	64	93%
BUFFALO TRAIL ES	983	872	930	53	95%	932	51	95%	953	30	97%	969	14	99%	1022	(39)	104%	1059	(76)	108%
CARDINAL RIDGE ES	960	832	834	126	87%	844	116	88%	867	93	90%	882	78	92%	889	71	93%	913	47	95%
GOSHEN POST ES ^A	1006	891	963	43	96%	1047	(41)	104%	1056	(50)	105%	1094	(88)	109%	1121	(115)	111%	1153	(147)	115%
HOVATTER ES	960	1054	1186	(226)	124%	1292	(332)	135%	1362	(402)	142%	1432	(472)	149%	1475	(515)	154%	1499	(539)	156%
HUTCHISON FARM ES	881	728	705	176	80%	729	152	83%	711	170	81%	711	170	81%	739	142	84%	745	136	85%
LIBERTY ES	960	903	888	72	93%	886	74	92%	890	70	93%	891	69	93%	920	40	96%	946	14	99%
LITTLE RIVER ES	812	682	709	103	87%	735	77	91%	773	39	95%	772	40	95%	778	34	96%	806	6	99%
PINEBROOK ES	960	790	769	191	80%	792	168	83%	804	156	84%	808	152	84%	818	142	85%	849	111	88%
ES-32 ^B												TBD	960		TBD	960		TBD	960	
	8620	7820	7939	681		8224	396		8407	213		8548	1032		8763	817		8972	608	

SOME ELEMENTARY SCHOOL STUDENTS RESIDING IN THE DULLES SOUTH PLANNING DISTRICT ARE CURRENTLY ATTENDING ELEMENTARY SCHOOL IN THE DULLES NORTH PLANNING DISTRICT.

A - THE 2021-22 BASE CAPACITY FOR GOSHEN POST ES REFLECTS TWO (2) MODULAR CLASSROOMS ON SITE; WITHOUT THE MODULAR CLASSROOMS, CAPACITY AT GOSHEN POST ES WOULD BE 960.

B - THE OPENING OF A NEW ELEMENTARY SCHOOL (ES-32) IS PLANNED FOR FALL 2025 (2025-26 SCHOOL YEAR) WITH AN ANTICIPATED BASE CAPACITY OF 960. IT IS PLANNED TO CO-LOCATE ES-32 ON THE LIGHTRIDGE HS/HOVATTER ES CAMPUS.

TBD - TO BE DETERMINED, FOLLOWING THE ADOPTION OF AN ATTENDANCE ZONE FOR THE SCHOOL

MIDDLE SCHOOL SUMMARY: DULLES SOUTH

General Planning District Description

North of Prince William County, East of Town of Middleburg, South of Route 50 (John Mosby Highway), West of Fairfax County

		FY 2023 - FY 2028 CIP PLANNING PERIOD																		
MIDDLE SCHOOLS	2021-22	30-Sep-21	2022-23 SCHOOL YEAR			2023-24 SCHOOL YEAR			2024-25 SCHOOL YEAR			2025-26 SCHOOL YEAR			2026-27 SCHOOL YEAR			2027-28 SCHOOL YEAR		
	BASE	ACTUAL	PROJECTION			PROJECTION			PROJECTION			PROJECTION			PROJECTION			PROJECTION		
	CAPACITY	ENROLLMENT	ENROLL	SPACE	UTILIZE	ENROLL	SPACE	UTILIZE	ENROLL	SPACE	UTILIZE	ENROLL	SPACE	UTILIZE	ENROLL	SPACE	UTILIZE	ENROLL	SPACE	UTILIZE
J MICHAEL LUNSFORD MS	1454	1384	1316	138	91%	1206	248	83%	1135	319	78%	1095	359	75%	1066	388	73%	1041	413	72%
MERCER MS	1378	1266	1417	(39)	103%	1463	(85)	106%	1431	(53)	104%	1360	18	99%	1290	88	94%	1261	117	92%
WILLARD MS	1445	1573	1672	(152)	110%	1751	(231)	115%	1808	(288)	119%	1804	(284)	119%	1823	(303)	120%	1821	(301)	120%
	4277	4223	4405	(53)		4420	(68)		4374	(22)		4259	93		4179	173		4123	229	

SOME MIDDLE SCHOOL STUDENTS RESIDING IN THE DULLES SOUTH PLANNING DISTRICT ARE CURRENTLY ATTENDING MIDDLE SCHOOL IN THE DULLES NORTH PLANNING DISTRICT.

A - FOUR (4) MODULAR CLASSROOMS ARE PLANNED FOR WILLARD MS, TO BE PLACED PRIOR TO THE START OF THE 2022-23 SCHOOL YEAR; ANTICIPATED CAPACITY FOR WILLARD MS IN FALL 2022 IS 1520.

HIGH SCHOOL SUMMARY: DULLES SOUTH

General Planning District Description

North of Prince William County, East of Town of Middleburg, South of Route 50 (John Mosby Highway), West of Fairfax County

FY 2023 - FY 2028 CIP PLANNING PERIOD																					
HIGH SCHOOLS	2021-22	30-Sep-21	2022-23 SCHOOL YEAR			2023-24 SCHOOL YEAR			2024-25 SCHOOL YEAR			2025-26 SCHOOL YEAR			2026-27 SCHOOL YEAR			2027-28 SCHOOL YEAR			
	BASE	ACTUAL	PROJECTION			PROJECTION			PROJECTION			PROJECTION			PROJECTION			PROJECTION			
	CAPACITY	ENROLLMENT	ENROLL	SPACE	UTILIZE	ENROLL	SPACE	UTILIZE	ENROLL	SPACE	UTILIZE	ENROLL	SPACE	UTILIZE	ENROLL	SPACE	UTILIZE	ENROLL	SPACE	UTILIZE	
FREEDOM HS ^A	2041	2055	2061	(20)	101%	2090	(49)	102%	2043	(2)	100%	1992	49	98%	1876	165	92%	1733	308	85%	
JOHN CHAMPE HS ^B	2121	1691	1801	320	85%	1827	294	86%	1926	195	91%	1934	187	91%	1991	130	94%	2044	77	96%	
LIGHTRIDGE HS	2118	1436	1765	353	83%	1967	151	93%	2201	(83)	104%	2413	(295)	114%	2525	(407)	119%	2623	(505)	124%	
	6280	5182	5627	653		5884	396		6170	110		6339	(59)		6392	(112)		6400	(120)		

SOME HIGH SCHOOL STUDENTS RESIDING IN THE DULLES SOUTH PLANNING DISTRICT ARE CURRENTLY ATTENDING HIGH SCHOOL IN THE DULLES NORTH PLANNING DISTRICT.

A -THE 2021-22 BASE CAPACITY FOR FREEDOM HS REFLECTS FOUR (4) MODULAR CLASSROOMS ON SITE; WITHOUT THE MODULAR CLASSROOMS, CAPACITY AT FREEDOM HS WOULD BE 1958.

B -THE 2021-22 BASE CAPACITY FOR JOHN CHAMPE HS REFLECTS FOUR (4) MODULAR CLASSROOMS ON SITE; WITHOUT THE MODULAR CLASSROOMS, CAPACITY AT JOHN CHAMPE HS WOULD BE 2039.

DULLES SOUTH PLANNING DISTRICT RESIDENTIAL DEVELOPMENT

LCPS Planning staff tracks residential building permit activity for Loudoun County and its incorporated towns. The monitoring includes both rezoned and by-right developments (i.e., approved, proposed, inactive) and construction status. Tracking the approved under construction and approved future "pipeline" development assists staff in estimating student growth.

Residential development detail is provided for approved, but not yet completed, residential projects in LCPS geographic planning districts. Complete, proposed, inactive, and/or age-restricted residential applications are excluded from the below provided information. Utilizing 2021 student generation factors, the number of potential LCPS students has been calculated based on the remaining number of residential units to be constructed.

Dulles South Planning District Approved, Unbuilt Residential Development as of September 2021

SFD - Single Family Detached SFA - Single Family Attached MF - Multifamily

Residential Development	Approved Residential Units				Potential LCPS Students			% Complete, as of 9/2021
	SFD	SFA	MF	Total	Elementary School	Middle School	High School	
ARCOLA CENTER	0	590	604	1194	127	71	97	56%
BULL RUN RESERVE	62	0	0	62	25	14	19	0%
CHUDLEIGH FARM	32	0	0	32	10	6	8	22%
ESTATES AT CREIGHTON FARMS	171	0	0	171	30	17	23	56%
FOXGATE	0	0	110	110	18	10	13	0%
GLENBURY ESTATES	66	0	0	66	8	5	6	68%
HARTLAND	669	0	0	669	261	146	201	3%
HOGAN KENT GREENE	26	118	0	144	41	23	32	0%
LENAH CIRCLE EAST	37	0	0	37	15	8	11	0%
LENAH CIRCLE WEST	52	0	0	52	21	11	16	0%
LENAH MILL	799	0	0	799	24	13	18	93%
POLAND HILL	66	0	0	66	9	5	7	77%
PROSPERITY PLAINS	95	143	0	238	2	1	2	97%

Dulles South Planning District
Approved, Unbuilt Residential Development
as of September 2021

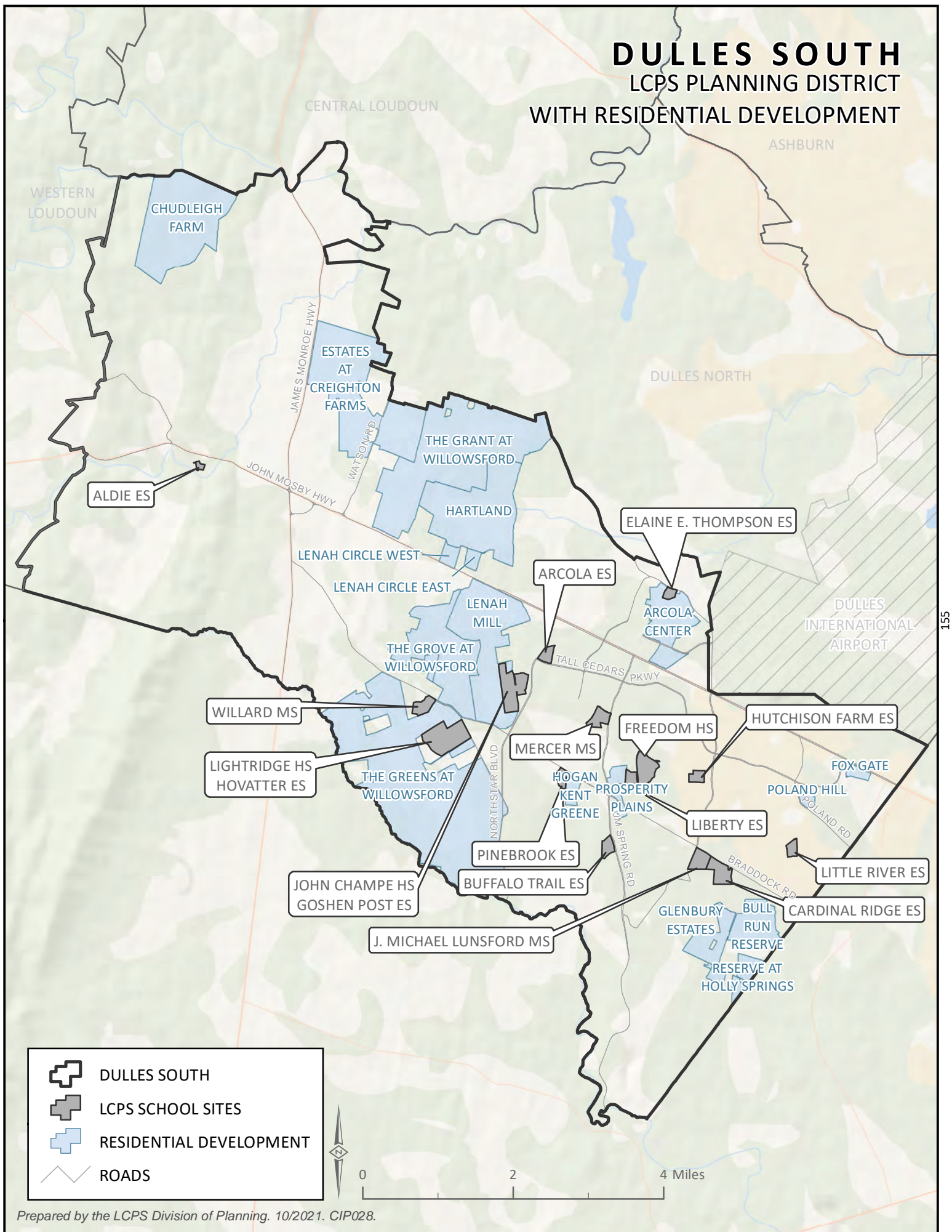
SFD - Single Family Detached SFA - Single Family Attached MF - Multifamily

Residential Development	Approved Residential Units				Potential LCPS Students			% Complete, as of 9/2021
	SFD	SFA	MF	Total	Elementary School	Middle School	High School	
RESERVE AT HOLLY SPRINGS	44	0	0	44	17	10	13	0%
THE GRANT AT WILLOWSFORD	483	0	0	483	8	4	6	95%
THE GREENS AT WILLOWSFORD	752	0	0	752	3	2	2	97%
THE GROVE AT WILLOWSFORD	728	0	0	728	7	4	5	98%
THE GROVE AT WILLOWSFORD (ARCADIA TWIN PONDS)	47	0	0	47	1	1	1	96%
Planning District Total, as of September 2021	4129	851	714	5694	626	350	480	

DULLES SOUTH

LCPS PLANNING DISTRICT

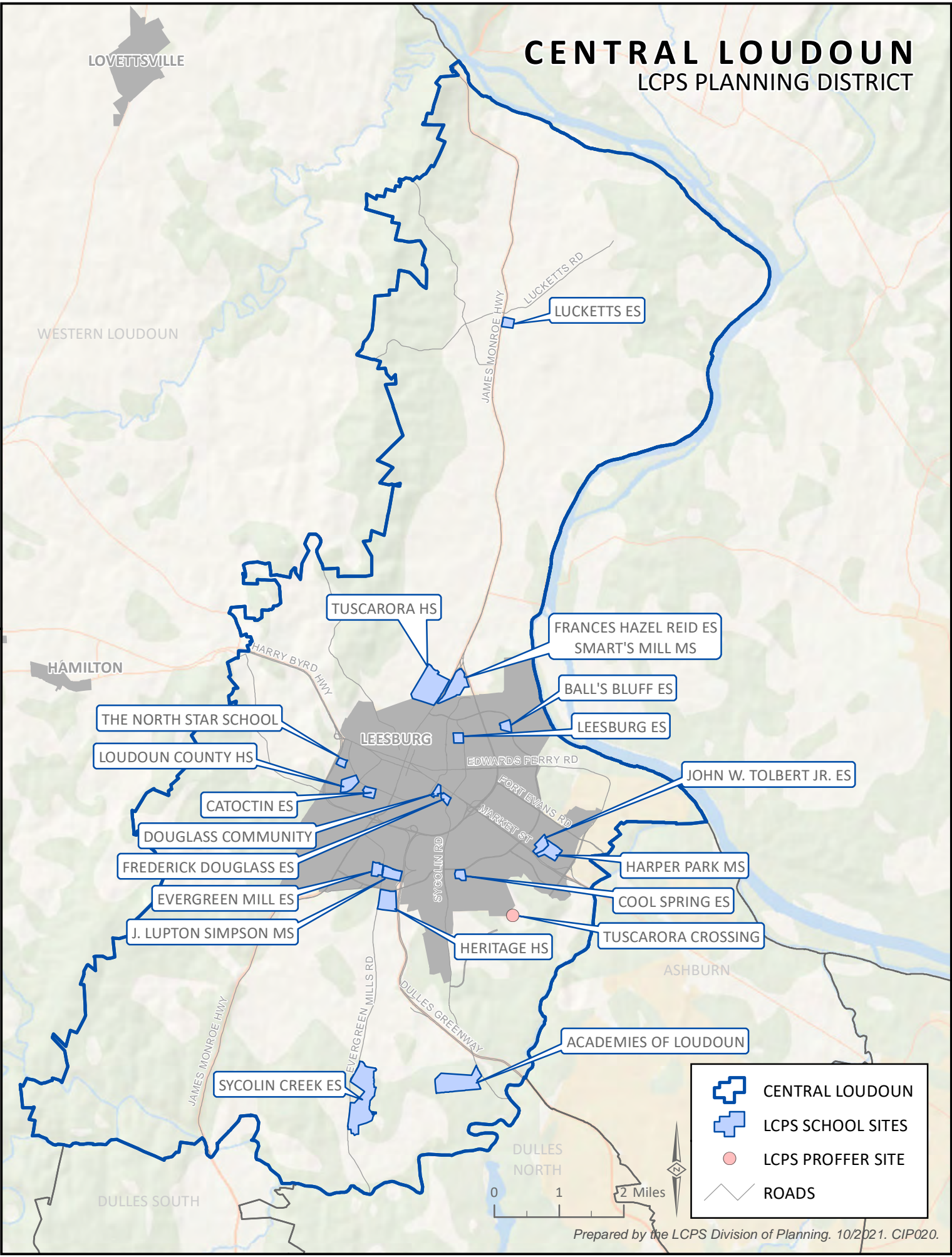
WITH RESIDENTIAL DEVELOPMENT



This page is intentionally blank.

CENTRAL LOUDOUN

LCPS PLANNING DISTRICT



ELEMENTARY SCHOOL SUMMARY: CENTRAL LOUDOUN

General Planning District Description

North/West of Goose Creek, East of the Catoclin Mountain Ridgeline, South of the Potomac River

			FY 2023 - FY 2028 CIP PLANNING PERIOD																	
<u>ELEMENTARY SCHOOLS</u>	<u>2021-22</u> <u>BASE</u>	<u>30-Sep-21</u> <u>ACTUAL</u>	<u>2022-23 SCHOOL YEAR</u> <u>PROJECTION</u>			<u>2023-24 SCHOOL YEAR</u> <u>PROJECTION</u>			<u>2024-25 SCHOOL YEAR</u> <u>PROJECTION</u>			<u>2025-26 SCHOOL YEAR</u> <u>PROJECTION</u>			<u>2026-27 SCHOOL YEAR</u> <u>PROJECTION</u>			<u>2027-28 SCHOOL YEAR</u> <u>PROJECTION</u>		
	<u>CAPACITY</u>	<u>ENROLLMENT</u>	<u>ENROLL</u>	<u>SPACE</u>	<u>UTILIZE</u>	<u>ENROLL</u>	<u>SPACE</u>	<u>UTILIZE</u>	<u>ENROLL</u>	<u>SPACE</u>	<u>UTILIZE</u>	<u>ENROLL</u>	<u>SPACE</u>	<u>UTILIZE</u>	<u>ENROLL</u>	<u>SPACE</u>	<u>UTILIZE</u>	<u>ENROLL</u>	<u>SPACE</u>	<u>UTILIZE</u>
BALL'S BLUFF ES	697	484	493	204	71%	464	233	67%	462	235	66%	452	245	65%	452	245	65%	451	246	65%
CATOCTIN ES ^A	697	586	633	110	85%	678	65	91%	702	41	94%	720	23	97%	750	(7)	101%	759	(16)	102%
COOL SPRING ES	674	581	575	99	85%	580	94	86%	569	105	84%	555	119	82%	553	121	82%	547	127	81%
EVERGREEN MILL ES	697	598	612	85	88%	631	66	91%	631	66	91%	624	73	90%	615	82	88%	590	107	85%
FRANCES HAZEL REID ES	812	588	562	250	69%	550	262	68%	532	280	66%	501	311	62%	507	305	62%	509	303	63%
FREDERICK DOUGLASS ES	914	604	608	306	67%	598	316	65%	582	332	64%	576	338	63%	580	334	63%	578	336	63%
JOHN W TOLBERT JR ES	812	635	631	181	78%	611	201	75%	606	206	75%	581	231	72%	581	231	72%	574	238	71%
LEESBURG ES	651	416	419	232	64%	412	239	63%	393	258	60%	396	255	61%	394	257	61%	386	265	59%
LUCKETTS ES	332	244	241	91	73%	241	91	73%	235	97	71%	225	107	68%	218	114	66%	228	104	69%
SYCOLIN CREEK ES	812	540	521	291	64%	503	309	62%	500	312	62%	489	323	60%	493	319	61%	508	304	63%
	7098	5276	5295	1849		5268	1876		5212	1932		5119	2025		5143	2001		5130	2014	

SOME ELEMENTARY SCHOOL STUDENTS RESIDING IN THE CENTRAL LOUDOUN PLANNING DISTRICT ARE CURRENTLY ATTENDING ELEMENTARY SCHOOL IN THE WESTERN LOUDOUN PLANNING DISTRICT.

SOME ELEMENTARY SCHOOL STUDENTS RESIDING IN THE DULLES NORTH PLANNING DISTRICT ARE CURRENTLY ATTENDING ELEMENTARY SCHOOL IN THE CENTRAL LOUDOUN PLANNING DISTRICT.

A - A THREE (3) CLASSROOM ADDITION IS PLANNED AT CATOCTIN ES, TO BE COMPLETE BY THE START OF THE 2022-23 SCHOOL YEAR; ANTICIPATED CAPACITY FOR CATOCTIN ES IN FALL 2022 IS 743.

MIDDLE SCHOOL SUMMARY: CENTRAL LOUDOUN

General Planning District Description

North/West of Goose Creek, East of the Catocin Mountain Ridgeline, South of the Potomac River

			FY 2023 - FY 2028 CIP PLANNING PERIOD																	
MIDDLE SCHOOLS	2021-22 BASE	30-Sep-21 ACTUAL	2022-23 SCHOOL YEAR PROJECTION			2023-24 SCHOOL YEAR PROJECTION			2024-25 SCHOOL YEAR PROJECTION			2025-26 SCHOOL YEAR PROJECTION			2026-27 SCHOOL YEAR PROJECTION			2027-28 SCHOOL YEAR PROJECTION		
	<u>CAPACITY</u>	<u>ENROLLMENT</u>	<u>ENROLL</u>	<u>SPACE</u>	<u>UTILIZE</u>	<u>ENROLL</u>	<u>SPACE</u>	<u>UTILIZE</u>	<u>ENROLL</u>	<u>SPACE</u>	<u>UTILIZE</u>	<u>ENROLL</u>	<u>SPACE</u>	<u>UTILIZE</u>	<u>ENROLL</u>	<u>SPACE</u>	<u>UTILIZE</u>	<u>ENROLL</u>	<u>SPACE</u>	<u>UTILIZE</u>
HARPER PARK MS	1208	918	877	331	73%	901	307	75%	900	308	75%	898	310	74%	856	352	71%	845	363	70%
J LUPTON SIMPSON MS	1311	999	1005	306	77%	1039	272	79%	1063	248	81%	1072	239	82%	1083	228	83%	1103	208	84%
SMART'S MILL MS	1227	922	883	344	72%	843	384	69%	841	386	69%	825	402	67%	784	443	64%	738	489	60%
	3746	2839	2765	981		2783	963		2804	942		2795	951		2723	1023		2686	1060	

HIGH SCHOOL SUMMARY: CENTRAL LOUDOUN

General Planning District Description

North/West of Goose Creek, East of the Catoclin Mountain Ridgeline, South of the Potomac River

FY 2023 - FY 2028 CIP PLANNING PERIOD																				
HIGH SCHOOLS	2021-22	30-Sep-21	2022-23 SCHOOL YEAR			2023-24 SCHOOL YEAR			2024-25 SCHOOL YEAR			2025-26 SCHOOL YEAR			2026-27 SCHOOL YEAR			2027-28 SCHOOL YEAR		
	BASE	ACTUAL	PROJECTION			PROJECTION			PROJECTION			PROJECTION			PROJECTION			PROJECTION		
	CAPACITY	ENROLLMENT	ENROLL	SPACE	UTILIZE	ENROLL	SPACE	UTILIZE	ENROLL	SPACE	UTILIZE	ENROLL	SPACE	UTILIZE	ENROLL	SPACE	UTILIZE	ENROLL	SPACE	UTILIZE
HERITAGE HS	1740	1491	1530	210	88%	1537	203	88%	1497	243	86%	1501	239	86%	1455	285	84%	1457	283	84%
LOUDOUN COUNTY HS	1495	1504	1576	(81)	105%	1589	(94)	106%	1611	(116)	108%	1637	(142)	109%	1630	(135)	109%	1697	(202)	114%
TUSCARORA HS	1938	1403	1422	516	73%	1462	476	75%	1427	511	74%	1393	545	72%	1350	588	70%	1287	651	66%
	5173	4398	4528	645		4588	585		4535	638		4531	642		4435	738		4441	732	

**CENTRAL LOUDOUN PLANNING DISTRICT
RESIDENTIAL DEVELOPMENT**

LCPS Planning staff tracks residential building permit activity for Loudoun County and its incorporated towns. The monitoring includes both rezoned and by-right developments (i.e., approved, proposed, inactive) and construction status. Tracking the approved under construction and approved future "pipeline" development assists staff in estimating student growth.

Residential development detail is provided for approved, but not yet completed, residential projects in LCPS geographic planning districts. Complete, proposed, inactive, and/or age-restricted residential applications are excluded from the below provided information. Utilizing 2021 student generation factors, the number of potential LCPS students has been calculated based on the remaining number of residential units to be constructed.

**Central Loudoun Planning District
Approved, Unbuilt Residential Development**
as of September 2021

SFD - Single Family Detached SFA - Single Family Attached MF - Multifamily

Residential Development	Approved Residential Units				Potential LCPS Students			% Complete, as of 9/2021
	SFD	SFA	MF	Total	Elementary School	Middle School	High School	
BRICKYARD	0	0	59	59	25	14	19	0%
CATTAIL RUN	192	58	0	250	61	34	47	0%
CHURCH AND MARKET	0	0	116	116	50	28	38	0%
CRESCENT PARKE	0	178	96	274	57	32	43	0%
EAST QUARTER (RIVER CREEK VILLAGE)	0	64	0	64	15	8	11	0%
HAMLET AT WOLF CREST FARM	25	0	0	25	1	1	1	80%
KETOCKTIN FARM ESTATES	14	0	0	14	2	1	2	29%
LEES CROSSING	68	0	0	68	9	5	7	46%
MEADOWBROOK FARM	400	0	0	400	30	17	23	70%
OATLANDS MANOR	15	0	0	15	4	2	3	0%
POTOMAC STATION MARKETPLACE	0	61	42	103	34	19	26	0%
STONE FOX ESTATES	15	0	0	15	0	0	0	87%
TUSCARORA CROSSING	140	266	324	730	150	84	115	0%

Central Loudoun Planning District
Approved, Unbuilt Residential Development
as of September 2021

SFD - Single Family Detached SFA - Single Family Attached MF - Multifamily

Residential Development	Approved Residential Units				Potential LCPS Students			% Complete, as of 9/2021
	SFD	SFA	MF	Total	Elementary School	Middle School	High School	
TUSCARORA VILLAGE	0	142	326	468	54	30	42	35%
VILLAGE AT LEESBURG	0	84	479	563	10	6	8	89%
WHITE OAK	162	0	0	162	40	23	31	0%
WOODLANDS AT GOOSE CREEK	33	125	0	158	12	7	9	72%
Planning District Total, as of September 2021	1064	978	1442	3484	555	310	425	

The map on the following page depicts the approved, unbuilt developments that have 10 or more residences.

LOVETTSVILLE

CENTRAL LOUDOUN

LCPS PLANNING DISTRICT

WITH RESIDENTIAL DEVELOPMENT

WESTERN LOUDOUN

HAMILTON

KETOCTIN FARM ESTATES

TUSCARORA HS

BRICKYARD
CHURCH AND
MARKET

LEESBURG

LUCKETTS ES

JAMES MONROE HWY

LEES CROSSING

LUCKETT'S RD

FRANCES HAZEL REID ES
SMART'S MILL MS

BALL'S BLUFF ES

LEESBURG ES

EAST QUARTER

JOHN W. TOLBERT JR. ES

HARPER PARK MS

POTOMAC STATION MARKETPLACE

WOODLANDS AT GOOSE CREEK

TUSCARORA CROSSING

ACADEMIES OF LOUDOUN

COOL SPRING ES

TUSCARORA
VILLAGE

VILLAGE AT
LEESBURG

TUSCARORA
CROSSING

WHITE OAK
CRESCENT PARKE

MEADOWBROOK
FARM

FREDERICK DOUGLASS ES

EVERGREEN MILL ES

J. LUPTON SIMPSON MS

HAMLET AT WOLF
CREST FARMS

HERITAGE HS

STONE FOX ESTATES

OATLANDS MANOR

SYCOLIN CREEK ES

JAMES MONROE HWY

EVERGREEN MILLS RD

DULLES GREENWAY

EDWARDS FERRY RD

FORT EVANS RD

MARKET ST

SYCOLIN RD

EDWARDS FERRY RD

FORT EVANS RD

MARKET ST

SYCOLIN RD

EDWARDS FERRY RD

FORT EVANS RD

MARKET ST

SYCOLIN RD

EDWARDS FERRY RD

FORT EVANS RD

MARKET ST

SYCOLIN RD

EDWARDS FERRY RD

FORT EVANS RD

MARKET ST

SYCOLIN RD

EDWARDS FERRY RD

FORT EVANS RD

MARKET ST

SYCOLIN RD

EDWARDS FERRY RD

FORT EVANS RD

MARKET ST

SYCOLIN RD

EDWARDS FERRY RD

FORT EVANS RD

MARKET ST

SYCOLIN RD

EDWARDS FERRY RD

FORT EVANS RD

MARKET ST

SYCOLIN RD

EDWARDS FERRY RD

FORT EVANS RD

MARKET ST

SYCOLIN RD

EDWARDS FERRY RD

FORT EVANS RD

MARKET ST

SYCOLIN RD

EDWARDS FERRY RD

FORT EVANS RD

MARKET ST

SYCOLIN RD

EDWARDS FERRY RD

FORT EVANS RD

MARKET ST

SYCOLIN RD

EDWARDS FERRY RD

FORT EVANS RD

MARKET ST

SYCOLIN RD

EDWARDS FERRY RD

FORT EVANS RD

MARKET ST

SYCOLIN RD

EDWARDS FERRY RD

FORT EVANS RD

MARKET ST

SYCOLIN RD

EDWARDS FERRY RD

FORT EVANS RD

MARKET ST

SYCOLIN RD

EDWARDS FERRY RD

FORT EVANS RD

MARKET ST

SYCOLIN RD

EDWARDS FERRY RD

FORT EVANS RD

MARKET ST

SYCOLIN RD

EDWARDS FERRY RD

FORT EVANS RD

MARKET ST

SYCOLIN RD

EDWARDS FERRY RD

FORT EVANS RD

MARKET ST

SYCOLIN RD

EDWARDS FERRY RD

FORT EVANS RD

MARKET ST

SYCOLIN RD

EDWARDS FERRY RD

FORT EVANS RD

MARKET ST

SYCOLIN RD

EDWARDS FERRY RD

FORT EVANS RD

MARKET ST

SYCOLIN RD

EDWARDS FERRY RD

FORT EVANS RD

MARKET ST

SYCOLIN RD

EDWARDS FERRY RD

FORT EVANS RD

MARKET ST

SYCOLIN RD

EDWARDS FERRY RD

FORT EVANS RD

MARKET ST

SYCOLIN RD

EDWARDS FERRY RD

FORT EVANS RD

MARKET ST

SYCOLIN RD

EDWARDS FERRY RD

FORT EVANS RD

MARKET ST

SYCOLIN RD

EDWARDS FERRY RD

FORT EVANS RD

MARKET ST

SYCOLIN RD

EDWARDS FERRY RD

FORT EVANS RD

MARKET ST

SYCOLIN RD

EDWARDS FERRY RD

FORT EVANS RD

MARKET ST

SYCOLIN RD

EDWARDS FERRY RD

FORT EVANS RD

MARKET ST

SYCOLIN RD

EDWARDS FERRY RD

FORT EVANS RD

MARKET ST

SYCOLIN RD

EDWARDS FERRY RD

FORT EVANS RD

MARKET ST

SYCOLIN RD

EDWARDS FERRY RD

FORT EVANS RD

MARKET ST

SYCOLIN RD

EDWARDS FERRY RD

FORT EVANS RD

MARKET ST

SYCOLIN RD

EDWARDS FERRY RD

FORT EVANS RD

MARKET ST

SYCOLIN RD

EDWARDS FERRY RD

FORT EVANS RD

MARKET ST

SYCOLIN RD

EDWARDS FERRY RD

FORT EVANS RD

MARKET ST

SYCOLIN RD

EDWARDS FERRY RD

FORT EVANS RD

MARKET ST

SYCOLIN RD

EDWARDS FERRY RD

FORT EVANS RD

MARKET ST

SYCOLIN RD

EDWARDS FERRY RD

FORT EVANS RD

MARKET ST

SYCOLIN RD

EDWARDS FERRY RD

FORT EVANS RD

MARKET ST

SYCOLIN RD

EDWARDS FERRY RD

FORT EVANS RD

MARKET ST

SYCOLIN RD

EDWARDS FERRY RD

FORT EVANS RD

MARKET ST

SYCOLIN RD

EDWARDS FERRY RD

FORT EVANS RD

MARKET ST

SYCOLIN RD

EDWARDS FERRY RD

FORT EVANS RD

MARKET ST

SYCOLIN RD

EDWARDS FERRY RD

FORT EVANS RD

MARKET ST

SYCOLIN RD

EDWARDS FERRY RD

FORT EVANS RD

MARKET ST

SYCOLIN RD

EDWARDS FERRY RD

FORT EVANS RD

MARKET ST

SYCOLIN RD

EDWARDS FERRY RD

FORT EVANS RD

MARKET ST

SYCOLIN RD

EDWARDS FERRY RD

FORT EVANS RD

MARKET ST

SYCOLIN RD

EDWARDS FERRY RD

FORT EVANS RD

MARKET ST

SYCOLIN RD

EDWARDS FERRY RD

FORT EVANS RD

MARKET ST

SYCOLIN RD

EDWARDS FERRY RD

FORT EVANS RD

MARKET ST

SYCOLIN RD

EDWARDS FERRY RD

FORT EVANS RD

MARKET ST

SYCOLIN RD

EDWARDS FERRY RD

FORT EVANS RD

MARKET ST

SYCOLIN RD

EDWARDS FERRY RD

FORT EVANS RD

MARKET ST

SYCOLIN RD

EDWARDS FERRY RD

FORT EVANS RD

MARKET ST

SYCOLIN RD

EDWARDS FERRY RD

FORT EVANS RD

MARKET ST

SYCOLIN RD

EDWARDS FERRY RD

FORT EVANS RD

MARKET ST

SYCOLIN RD

EDWARDS FERRY RD

FORT EVANS RD

MARKET ST

SYCOLIN RD

EDWARDS FERRY RD

FORT EVANS RD

MARKET ST

SYCOLIN RD

EDWARDS FERRY RD

FORT EVANS RD

MARKET ST

SYCOLIN RD

EDWARDS FERRY RD

FORT EVANS RD

MARKET ST

SYCOLIN RD

EDWARDS FERRY RD

FORT EVANS RD

MARKET ST

SYCOLIN RD

EDWARDS FERRY RD

FORT EVANS RD

MARKET ST

SYCOLIN RD

EDWARDS FERRY RD

FORT EVANS RD

MARKET ST

SYCOLIN RD

EDWARDS FERRY RD

FORT EVANS RD

MARKET ST

SYCOLIN RD

EDWARDS FERRY RD

FORT EVANS RD

MARKET ST

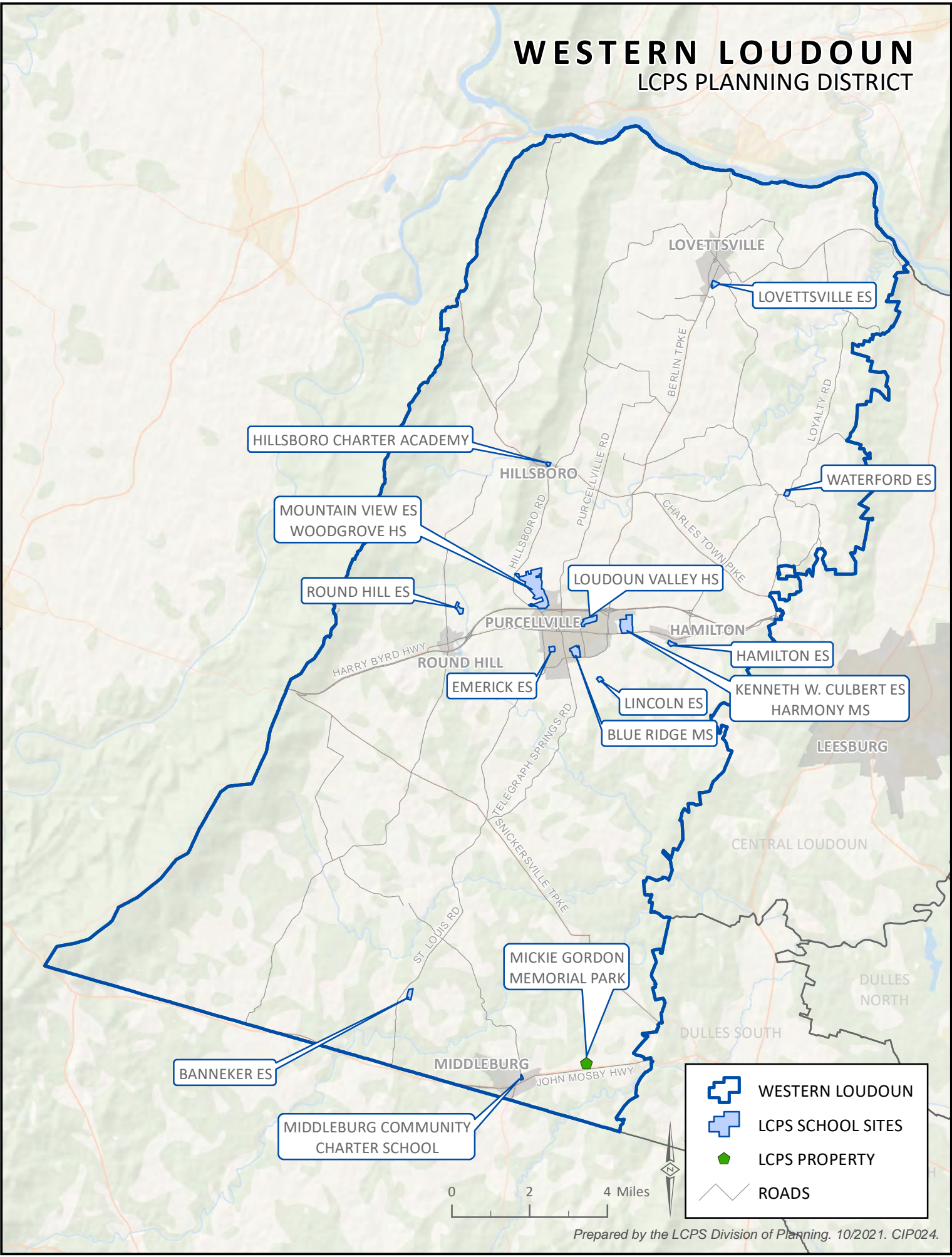
SYCOLIN RD


EDWARDS FERRY RD


This page is intentionally blank.


WESTERN LOUDOUN


LCPS PLANNING DISTRICT



 WESTERN LOUDOUN

 LCPS SCHOOL SITES

 LCPS PROPERTY

 ROADS

ELEMENTARY SCHOOL SUMMARY: WESTERN LOUDOUN

General Planning District Description

North of Fauquier County, East of Clarke County/West Virginia, South of the Potomac River, West of the Catoctin Mountain Ridgeline

FY 2023 - FY 2028 CIP PLANNING PERIOD																				
ELEMENTARY SCHOOLS	2021-22 BASE CAPACITY	30-Sep-21 ACTUAL ENROLLMENT	2022-23 SCHOOL YEAR PROJECTION			2023-24 SCHOOL YEAR PROJECTION			2024-25 SCHOOL YEAR PROJECTION			2025-26 SCHOOL YEAR PROJECTION			2026-27 SCHOOL YEAR PROJECTION			2027-28 SCHOOL YEAR PROJECTION		
			ENROLL	SPACE	UTILIZE	ENROLL	SPACE	UTILIZE	ENROLL	SPACE	UTILIZE	ENROLL	SPACE	UTILIZE	ENROLL	SPACE	UTILIZE	ENROLL	SPACE	UTILIZE
BANNEKER ES ^A	263	181	184	79	70%	183	80	70%	192	71	73%	193	70	73%	198	134	60%	204	128	61%
EMERICK ES	549	400	406	143	74%	419	130	76%	428	121	78%	447	102	81%	452	97	82%	453	96	83%
HAMILTON ES	286	159	158	128	55%	158	128	55%	153	133	53%	164	122	57%	164	122	57%	162	124	57%
KENNETH W. CULBERT ES	858	443	429	429	50%	432	426	50%	427	431	50%	443	415	52%	458	400	53%	457	401	53%
LINCOLN ES	138	79	82	56	59%	72	66	52%	70	68	51%	68	70	49%	65	73	47%	67	71	49%
LOVETTSVILLE ES	595	512	493	102	83%	488	107	82%	500	95	84%	523	72	88%	533	62	90%	541	54	91%
MOUNTAIN VIEW ES	812	671	684	128	84%	688	124	85%	712	100	88%	736	76	91%	735	77	91%	731	81	90%
ROUND HILL ES	697	549	561	136	80%	572	125	82%	591	106	85%	598	99	86%	600	97	86%	623	74	89%
WATERFORD ES ^{B,C}	240	232	245	18	93%	256	7	97%	271	(8)	103%	282	(19)	107%	287	(24)	109%	280	6	98%
	4438	3226	3242	1219		3268	1193		3344	1117		3454	1007		3492	1038		3518	1035	
HILLSBORO CHARTER ACADEMY		144	144			144			144			144			144			144		
MIDDLEBURG COMMUNITY CHARTER		141	144			144			144			144			144			144		

SOME ELEMENTARY SCHOOL STUDENTS RESIDING IN THE CENTRAL LOUDOUN PLANNING DISTRICT ARE CURRENTLY ATTENDING ELEMENTARY SCHOOL IN THE WESTERN LOUDOUN PLANNING DISTRICT.

A - A FIVE (5) CLASSROOM ADDITION IS PROPOSED AT BANNEKER ES, TO BE COMPLETE BY THE START OF THE 2026-27 SCHOOL YEAR. THE PROPOSED ADDITION WILL REMOVE THE MODULAR CLASSROOMS CURRENTLY ON SITE; ANTICIPATED CAPACITY FOR BANNEKER ES IN FALL 2026 IS 332.

B - TWO (2) MODULAR CLASSROOMS ARE PLANNED FOR WATERFORD ES, TO BE PLACED PRIOR TO THE START OF THE 2022-23 SCHOOL YEAR. ONE (1) MODULAR CLASSROOM, CURRENTLY ON SITE, WILL BE REMOVED; ANTICIPATED CAPACITY FOR WATERFORD ES IN FALL 2022 IS 263.

C - A FOUR (4) CLASSROOM ADDITION IS PROPOSED AT WATERFORD ES, TO BE COMPLETE BY THE START OF THE 2027-28 SCHOOL YEAR. THE PROPOSED ADDITION WILL REMOVE THE MODULAR CLASSROOMS CURRENTLY ON SITE; ANTICIPATED CAPACITY FOR WATERFORD ES IN FALL 2027 IS 286.

MIDDLE SCHOOL SUMMARY: WESTERN LOUDOUN

General Planning District Description:

North of Fauquier County, East of Clarke County/West Virginia, South of the Potomac River, West of the Catoctin Mountain Ridgeline

FY 2023 - FY 2028 CIP PLANNING PERIOD																				
MIDDLE SCHOOLS	2021-22	30-Sep-21	2022-23 SCHOOL YEAR			2023-24 SCHOOL YEAR			2024-25 SCHOOL YEAR			2025-26 SCHOOL YEAR			2026-27 SCHOOL YEAR			2027-28 SCHOOL YEAR		
	BASE	ACTUAL	PROJECTION			PROJECTION			PROJECTION			PROJECTION			PROJECTION			PROJECTION		
	CAPACITY	ENROLLMENT	ENROLL	SPACE	UTILIZE	ENROLL	SPACE	UTILIZE	ENROLL	SPACE	UTILIZE	ENROLL	SPACE	UTILIZE	ENROLL	SPACE	UTILIZE	ENROLL	SPACE	UTILIZE
BLUE RIDGE MS	1235	831	818	417	66%	796	439	64%	778	457	63%	767	468	62%	756	479	61%	775	460	63%
HARMONY MS	1227	1086	1135	92	93%	1203	24	98%	1220	7	99%	1217	10	99%	1205	22	98%	1266	(39)	103%
	2462	1917	1953	509		1999	463		1998	464		1984	478		1961	501		2041	421	

HIGH SCHOOL SUMMARY: WESTERN LOUDOUN

General Planning District Description

North of Fauquier County, East of Clarke County/West Virginia, South of the Potomac River, West of the Catoctin Mountain Ridgeline

FY 2023 - FY 2028 CIP PLANNING PERIOD																				
HIGH SCHOOLS	2021-22 BASE	30-Sep-21 ACTUAL	2022-23 SCHOOL YEAR PROJECTION			2023-24 SCHOOL YEAR PROJECTION			2024-25 SCHOOL YEAR PROJECTION			2025-26 SCHOOL YEAR PROJECTION			2026-27 SCHOOL YEAR PROJECTION			2027-28 SCHOOL YEAR PROJECTION		
	CAPACITY	ENROLLMENT	ENROLL	SPACE	UTILIZE	ENROLL	SPACE	UTILIZE	ENROLL	SPACE	UTILIZE	ENROLL	SPACE	UTILIZE	ENROLL	SPACE	UTILIZE	ENROLL	SPACE	UTILIZE
LOUDOUN VALLEY HS	1409	1243	1202	207	85%	1193	216	85%	1206	203	86%	1198	211	85%	1201	208	85%	1162	247	82%
WOODGROVE HS	1730	1566	1630	100	94%	1636	94	95%	1680	50	97%	1675	55	97%	1703	27	98%	1691	39	98%
	3139	2809	2832	307		2829	310		2886	253		2873	266		2904	235		2853	286	

**WESTERN LOUDOUN PLANNING DISTRICT
RESIDENTIAL DEVELOPMENT**

LCPS Planning staff tracks residential building permit activity for Loudoun County and its incorporated towns. The monitoring includes both rezoned and by-right developments (i.e., approved, proposed, inactive) and construction status. Tracking the approved under construction and approved future "pipeline" development assists staff in estimating student growth.

Residential development detail is provided for approved, but not yet completed, residential projects in LCPS geographic planning districts. Complete, proposed, inactive, and/or age-restricted residential applications are excluded from the below provided information. Utilizing 2021 student generation factors, the number of potential LCPS students has been calculated based on the remaining number of residential units to be constructed.

**Western Loudoun Planning District
Approved, Unbuilt Residential Development
as of September 2021**

SFD - Single Family Detached SFA - Single Family Attached MF - Multifamily

Residential Development	Approved Residential Units				Potential LCPS Students			% Complete, as of 9/2021
	SFD	SFA	MF	Total	Elementary School	Middle School	High School	
AIRMONT FARMS	70	0	0	70	1	1	1	41%
BANBURY CROSS RESERVE	38	0	0	38	8	4	6	0%
BLACK OAK CREEK	35	0	0	35	1	1	1	80%
CASKEY FARM	28	0	0	28	1	0	0	89%
DEBUTTS	25	0	0	25	1	0	0	88%
DOWNEY FARM	10	0	0	10	2	1	2	0%
EAST ET ALT DIVISION	12	0	0	12	1	1	1	50%
ECOVILLAGE	56	0	0	56	8	5	7	25%
GLENMORE FARM	69	0	0	69	14	8	10	3%
HAWTHORNE DIVISION	24	0	0	24	4	2	2	29%
HUNT RIDGE PRESERVE	26	0	0	26	4	2	3	23%
HUNTERS HILL HAMLET	18	0	0	18	4	2	3	0%
HUNTING HILL	16	0	0	16	1	0	1	75%
JONES FARM	12	0	0	12	1	1	1	42%
LAKE POINT ROUND HILL	380	0	0	380	15	8	11	80%
LONGMOOR FARM ESTATES	33	0	0	33	2	1	2	67%

Western Loudoun Planning District
Approved, Unbuilt Residential Development
as of September 2021

SFD - Single Family Detached SFA - Single Family Attached MF - Multifamily

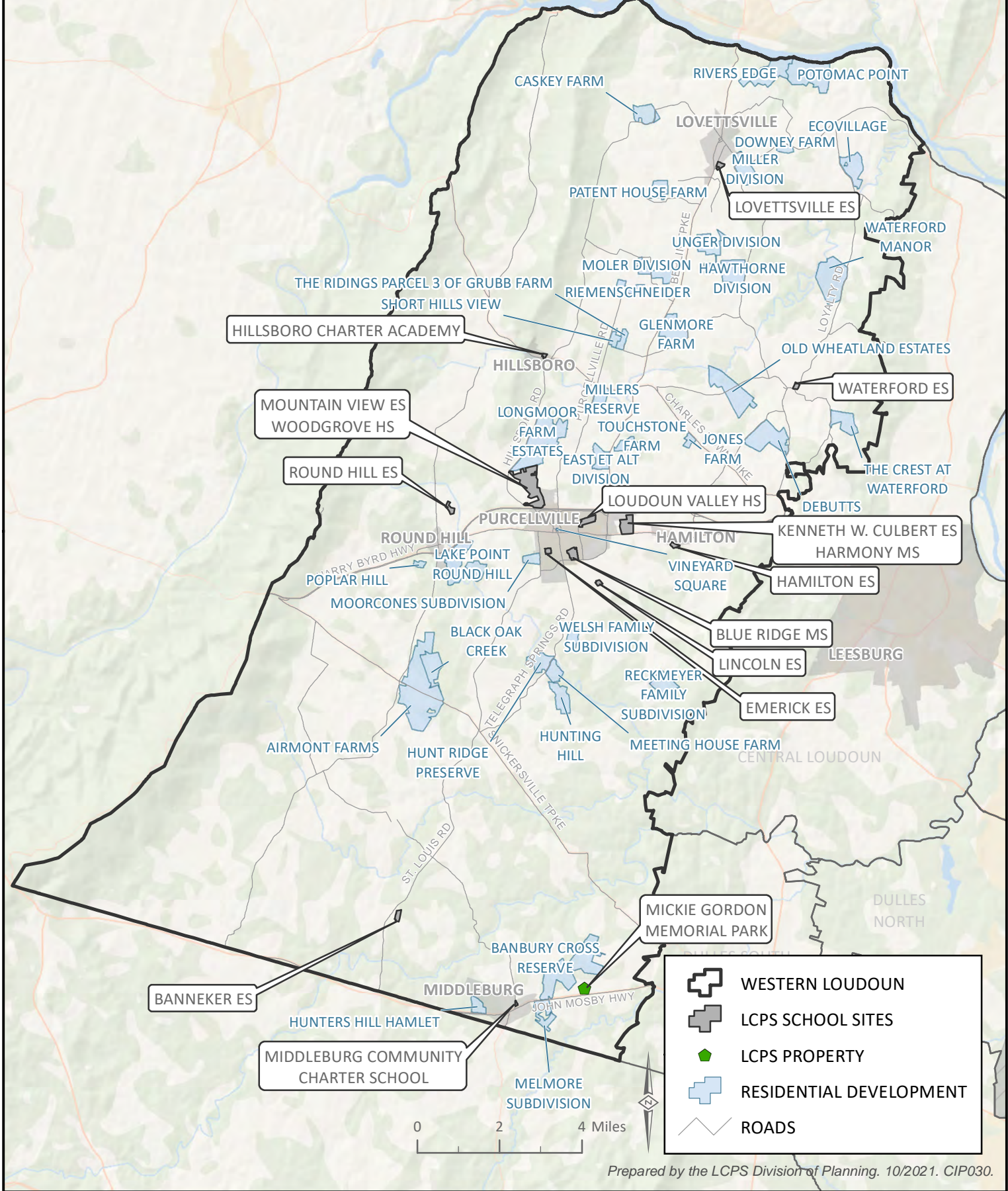
Residential Development	Approved Residential Units				Potential LCPS Students			% Complete, as of 9/2021
	SFD	SFA	MF	Total	Elementary School	Middle School	High School	
MEETING HOUSE FARM	18	0	0	18	2	1	2	39%
MELMORE	35	0	0	35	1	1	1	86%
MILLER DIVISION	12	0	0	12	2	1	2	0%
MILLERS RESERVE	21	0	0	21	3	2	3	29%
MOLER DIVISION	14	0	0	14	1	0	1	64%
MOORCONES	74	0	0	74	9	5	7	39%
OLD WHEATLAND ESTATES	77	0	0	77	2	1	2	86%
PATENT HOUSE FARM	21	0	0	21	1	1	1	76%
POPLAR HILL	11	0	0	11	2	1	2	0%
POTOMAC POINT	32	0	0	32	4	2	3	44%
RECKMEYER FAMILY SUBDIVISION	13	0	0	13	2	1	2	15%
RIDINGS PARCEL 3 OF GRUBB FARM	10	0	0	10	0	0	0	80%
RIEMENSCHNEIDER	13	0	0	13	5	3	4	0%
RIVERS EDGE	18	0	0	18	1	1	1	67%
SHORT HILLS VIEW	10	0	0	10	2	1	2	0%
THE CREST AT WATERFORD	31	0	0	31	2	1	1	71%
TOUCHSTONE FARM	17	0	0	17	0	0	0	94%
UNGER DIVISION	10	0	0	10	2	1	1	10%
VINEYARD SQUARE	0	0	42	42	9	5	7	0%
WATERFORD MANOR	79	0	0	79	6	3	5	67%
WELSH FAMILY SUBDIVISION	15	0	0	15	1	1	1	60%
Planning District Total, as of September 2021	1383	0	42	1425	127	70	97	

The map on the following page depicts the approved, unbuilt developments that have 10 or more residences.

WESTERN LOUDOUN

LCPS PLANNING DISTRICT

WITH RESIDENTIAL DEVELOPMENT



This page is intentionally blank.

GLOSSARY OF TERMS

ADDITION

See EXPANSION.

ADOPTED FISCAL PLAN

A plan of financial operations approved by the Loudoun County Board of Supervisors. The Adopted Fiscal Plan reflects approved tax rates and estimates of revenue, expenditures, transfers, and includes County goals and objectives. The document is also referred to as the Adopted Budget.

AMERICANS WITH DISABILITIES ACT (ADA)

The ADA became law in 1990 and prohibits discrimination against individuals with disabilities in all areas of public life, including jobs, schools, transportation, and all public and private places that are open to the general public. The ADA also requires the provision of reasonable accommodations to employees with disabilities and imposes accessibility requirements on public accommodations.

APPROPRIATION

A legal authorization by the Loudoun County Board of Supervisors to a specified organization, such as a unit of the county government or an affiliated regional organization, to make expenditures and to incur obligations for specific purposes.

BASE BUILDING CAPACITY

Identifies the number of students that can be reasonably accommodated by a school, based on the number of classrooms, specialized instructional programs, and identified student-teacher ratios.

BIENNIUM

A period of two years. In Loudoun County, the CIP is developed as a biennial budget; the development of the six-year capital plan occurs in the first year of the biennium.

GLOSSARY OF TERMS

BOARD OF SUPERVISORS

The Loudoun County Board of Supervisors is a nine-member legislative body responsible for the general management of the County. Board members are elected by popular vote and are responsible for adopting County policies and ordinances, including the general plan, zoning and subdivision regulations; imposing taxes; appropriating funds; approving zoning map amendments and special exception applications; and carrying out other responsibilities set forth by the State Code of Virginia.

BOND

See GENERAL OBLIGATION BOND and LEASE REVENUE BOND

BUILDABLE AREA

Any vacant land capable of being developed with buildings and/or infrastructure within a larger parcel of land, commensurate with Loudoun County zoning regulations.

BUILDING LIFE CYCLE

Life span of a building in which all components (i.e., mechanical, plumbing, electrical, HVAC) of the construction operate efficiently and meet the requirements of the occupants.

BUILDING UTILIZATION

Expressed as a percentage of the total school capacity that is being utilized (e.g., a school with 80 percent building utilization has some capacity surplus; a school with 125 percent of building utilization has a capacity deficit).

BY-RIGHT DEVELOPMENT

Use(s) or structure(s) allowed under a particular zoning (not attendance zone) district classification, without the need for legislative review (a special permit, special exception, or rezoning) and subject to compliance with all applicable standards and regulations. By-right development is a use that can be approved administratively by County or Town staff.

GLOSSARY OF TERMS

CAPITAL ASSET PRESERVATION PROGRAM (CAPP)

A six-year plan to ensure a consistent means of financing and planning for countywide major maintenance efforts. The CAPP affords the County the ability to extend the useful life of mature and aging County and LCPS facilities by repairing major facility components and systems, including repair by replacement. In Loudoun County, the CAPP fund is financed through local tax funding; projects must have a minimum estimated value of \$10,000 and the replacement system must have an expected life span of ten or more years.

CAPITAL BUDGET

The first year of the approved Capital Improvements Program (CIP) and Capital Asset Preservation Program (CAPP) that includes appropriations authorized by the Loudoun County Board of Supervisors. The capital budget provides funding appropriations for site acquisition, new construction, renovations, and/or additions. In Loudoun County, the capital budget is included in the Board of Supervisors Adopted Fiscal Plan.

CAPITAL EXPENDITURE

Expenditure for an item of a substantial nature (e.g., real property, major construction project, equipment) with an expected useful life of three years or more.

CAPITAL FACILITIES

Assets and facilities (e.g., buildings, parks, parking lots) acquired or constructed by Loudoun County or LCPS.

CAPITAL IMPROVEMENT PROGRAM (CIP)

A six-year financial plan for the County's acquisition, development, construction, and/or renovation of public facilities, infrastructure, and capital equipment.

CAPITAL NEEDS ASSESSMENT (CNA)

A medium-range capital planning document that identifies the capital facilities needed to serve the public over the ten-year period immediately beyond the six-year CIP timeframe. The facility requests are based on the county's approved Capital Facility Standards,

GLOSSARY OF TERMS

population forecasts as well as economic and demographic trends. This plan is updated every two years and helps determine projects for funding consideration in the six-year CIP.

CLUSTER

A group of schools that are located geographically close to each other and generally have contiguous attendance areas. Typically, a cluster includes a high school, a middle school, and a group of elementary schools. The middle school in the cluster typically advances to the identified high school. While the Loudoun County School Board strives to have the cluster, elementary schools advance to the identified middle school, due to school enrollment patterns, this is not always possible.

CO-LOCATION

The development of two or more capital facilities on a single site.

COMPREHENSIVE PLAN

Each County in Virginia must have a Comprehensive Plan, which defines policies for future development to best promote the public health and welfare. The *Loudoun County 2019 Comprehensive Plan* was adopted by the Loudoun County Board of Supervisors in June 20, 2019.

COTTAGE

See MODULAR CLASSROOM.

CRITICAL SYSTEMS UPGRADE

A planned process for repair and replacement to maintain key building systems, and an extension of the facility maintenance efforts identified in the school division's CAPP or CIP. Major building and infrastructure systems, as well as components (structure, site or mechanical/electrical related), are included that have a general maintenance cycle in excess of 30 years.

GLOSSARY OF TERMS

CURRENT REPLACEMENT VALUE (CRV)

The CRV is calculated by multiplying the cost of new construction per gross square foot (GSF) by the total gross square footage of all facilities in the LCPS inventory. The CRV is used to guide the annual levels of funding appropriated to finance the depreciation and overall maintenance of facilities in order to help contain the costs of long-term facility maintenance, system replacements, facility renewals, and building renovations.

DEBT

An obligation resulting from borrowing money.

DEBT SERVICE

The cost of paying principal and interest on borrowed money, according to a predetermined payment schedule.

DENSITY

The amount of development permitted per land area. For residential development, it is the number of housing units per acre.

DEVELOPABLE LAND

Vacant land areas outside of protected environmental features capable of being developed with buildings and/or infrastructure.

ENGLISH LEARNERS (EL)

Non-English or limited-English speaking students in kindergarten through grade twelve. The goal of the EL program is to help students acquire English proficiency, develop high levels of academic attainment in English, and meet the same challenging academic achievement standards all students are expected to meet.

EXPANSION

Increasing the size or capacity of a facility.

GLOSSARY OF TERMS

FACILITY CONDITION ASSESSMENT

Inspection by qualified personnel to fully determine and document the condition of a constructed facility and identify maintenance needs.

FEEDER SCHOOLS

At the elementary and middle school level, schools that advance or “feed” students to the same middle or high school. Graduates of several elementary schools who generally attend the same middle school, or middle school graduates who attend the same high school.

FISCAL YEAR (FY)

A 12-month period used by the County for budgeting and accounting purposes. The fiscal year begins July 1 and ends June 30.

GENERAL EDUCATION

Major educational programs serving students in the core instructional areas, namely elementary, middle, and high school instruction.

GENERAL FUND

Loudoun County’s primary account for all financial activity associated with the ordinary operations of the government. Most taxes are deposited into this fund and transfers are made from it to LCPS, debt service, and capital project funds, as appropriate.

GENERAL OBLIGATION BOND (GO BOND)

A common type of bond used by states and local governments that is backed by the credit and taxing power of the issuing jurisdiction rather than the revenue from a given project. GO bonds are issued with the belief that a jurisdiction will be able to repay its debt obligation through taxation or revenue from the project(s). No assets are used as collateral. In Loudoun County, GO bonds are a primary source of funding for capital projects with the sale of bonds being authorized by voter referendum.

GLOSSARY OF TERMS

GEOGRAPHIC INFORMATION SYSTEM (GIS)

A computer system used to assemble, store, manipulate, and display information about land in the County. GIS is a multi-departmental resource integrated with other County systems. In Loudoun County, GIS is used in part to manage and analyze land information and produce maps in support of the assessment process, in the management of zoning and health information, in the planning process, for addressing County residences, and in landfill management.

GEOGRAPHIC PLANNING DISTRICT

See PLANNING DISTRICT.

GRANDFATHERING

This results when the Loudoun County School Board allows for students in rising fifth (5th), eighth (8th), eleventh (11th) and/or twelfth (12th) grade to be exempt from an attendance zone change so they can finish their last year(s) at their previously assigned elementary, middle, or high school. Reference School Board Policy 8160, *Exceptions to School Assignment Due to Attendance Zone Adjustments*.

HEAD START

A federally funded comprehensive preschool program for economically disadvantaged children. The program promotes social competence and enhances school readiness by focusing on cognitive, social, and emotional development.

HVAC SYSTEMS

Heating, ventilation, and air conditioning systems.

LEASE REVENUE BOND

A common type of bond used to finance capital projects that are backed by collateral, usually County or School facilities or assets. Lease Revenue financing is usually used on large capital projects where General Obligation Bond financing is not feasible.

GLOSSARY OF TERMS

LOCAL TAX FUNDING

Represents funds that the Loudoun County Board of Supervisors may allocate from general tax revenues to supplement revenues received by a program or project.

MODULAR CLASSROOM

A prefabricated temporary structure that may be installed on school grounds to provide additional classroom space. Modular classrooms sit on permanent foundations and have plumbing utilities including bathroom facilities.

MULTIFAMILY (MF) RESIDENTIAL STRUCTURE

A building containing multiple residential dwelling units, either attached or stacked, with access by one or more common entrances from the ground floor.

NEW CONSTRUCTION

The creation, installation or assembly of a new structure or facility.

OVERCROWDING

A school is considered overcrowded when the enrollment of the school is higher than its capacity.

PLANNING DISTRICT

Six LCPS-defined geographic areas (i.e., Eastern Loudoun/EL, Ashburn/AB, Dulles North/DN, Dulles South/DS, Central Loudoun/CL, Western Loudoun/WL) established to guide and address school facility needs, including the placement of new facilities. LCPS planning districts provide a consistent and reliable framework for demographic and capital facility analysis at a sub-district level. Each planning district is comprised of many planning zones (PZ). LCPS planning districts are not completely coincident to Loudoun County Planning Subareas.

GLOSSARY OF TERMS

PLANNING ZONE (PZ)

Planning zones are geographic areas designed by LCPS staff in order to easily convey detail about an area during the school attendance zone change process. Planning zones, by design, represent a subset of a school's attendance zone, be it elementary school, middle school and/or high school. The zones typically follow geographic markers (e.g., subdivision boundaries, major roadways, streams). Planning zones are reviewed annually to reflect changes that have occurred in communities throughout Loudoun County.

PROFFER

A volunteer commitment given in writing by a developer to construct certain improvements, make certain monetary contributions, or develop property subject to specified conditions in mitigating the impact of the proposed development on the County.

PROJECT FEASIBILITY STUDY

An examination and evaluation to determine the possibility and suitability of a site for a project in question. Feasibility studies may include a pre-design architectural study that analyzes various scenarios before an architect is engaged to design a renovation or new construction project.

REAL PROPERTY

Real estate, including land and improvements, classified for purposes of tax assessment.

RELOCATABLE CLASSROOM

See MODULAR CLASSROOM.

RESIDENT STUDENT

A student who resides at a given address within an adopted school attendance zone. A resident student may or may not attend the school of residence to the extent that is permitted by School Board policy regarding special exceptions.

GLOSSARY OF TERMS

RESOURCE ROOM

An instructional space used primarily to enhance and support, not supplant, instruction received in regular or special-sized classrooms. A resource room is generally designed to accommodate fewer students than an identified classroom.

REZONING

As associated with Loudoun County land development (not a school's attendance zone), a governing County or Town approved change in the (land) zoning district designation for a parcel or group of parcels. Action on a rezoning is legislative and discretionary.

SCHOOL ATTENDANCE ZONE

A defined geographic service area for a school that identifies the resident students assigned to attend a specific school. School attendance zones outline where a child residing at a specific Loudoun County address will attend elementary, middle, and high school.

SCHOOL BOARD

The Loudoun County School Board is a nine-member elected body responsible for operation of the county's public schools in accordance with the Constitution of Virginia, the Code of Virginia, and the regulations of the State Board of Education.

SINGLE FAMILY ATTACHED (SFA) RESIDENTIAL UNIT

A residential dwelling in a variety of attached configurations, including townhomes, duplexes, triplexes, and quadraplexes, where each unit has its own ground floor external entrance.

SINGLE FAMILY DETACHED (SFD) RESIDENTIAL UNIT

A residential unit or dwelling that is not attached to any other dwelling by any means.

GLOSSARY OF TERMS

SPECIAL EDUCATION PROGRAMS

LCPS provides special education services for children age 2 to 21 inclusive. Students identified as eligible for services will have an Individualized Education Program (IEP).

SPLIT FEED or SPLIT FEEDER

Typically, an elementary school advances or “feeds” students to a middle school, which in turn advances or “feeds” students to a high school. A split feed results when an elementary or middle school advances or “feeds” students to more than one middle or high school.

STARTING TOWARDS EXCELLENCE IN PRESCHOOL (STEP)

A state and locally funded preschool program that serves four-year-old children residing in an economically disadvantaged family, having a suspected or identified disability, and/or being an English learner. The program focuses on early literacy and early math instruction, as well as developmentally appropriate social and behavioral expectations.

STUDENT ENROLLMENT

Students enrolled in LCPS on September 30. Enrollment is reported annually with the capital budgets and is used to calculate future school needs.

STUDENT GENERATION FACTORS (SGF)

Ratios derived by dividing number of resident public school students by the number of housing units (by type – single family detached, single family attached and multifamily). In Loudoun County, SGF are further refined by LCPS planning district. Student generation ratios, which are reviewed and established annually, are utilized in determining the number of students expected to come from new housing.

STUDENT REASSIGNMENT

Students may be reassigned to a school other than their regular school of assignment at the discretion of LCPS for the purpose of relieving overcrowding (also called “overflow”), if the regular school of assignment or a particular grade level at an elementary school

GLOSSARY OF TERMS

of assignment is overcrowded. In such a situation, a student may be reassigned to another school in which suitable capacity exists, with bus transportation provided by LCPS. Reference School Board Policy 8155, *School Assignment*.

SUSTAINABLE DESIGN PRACTICES

Sustainable design seeks to reduce negative impacts on the environment, and the health and comfort of building occupants, thereby improving building performance. The basic objectives of sustainability are to reduce consumption of non-renewable resources, minimize waste, and create healthy, productive environments.

TITLE I

A federally funded preschool program that provides supplemental instruction for economically disadvantaged students to improve academic achievement.

TRAILER

See MODULAR CLASSROOM.

LOUDOUN COUNTY PUBLIC SCHOOLS: SEPTEMBER 30 ENROLLMENT

YEAR	K	1	2	3	4	5	6	7	8	9	10	11	12	SP	PS	ST	HS	TOTAL
1981	764	854	853	851	931	1,005	1,193	1,138	1,105	1,144	1,084	943	985	213	44			13,107
1982	802	874	823	848	851	940	1,071	1,178	1,138	1,173	1,071	974	916	205	43			12,907
1983	809	873	820	823	831	857	975	1,098	1,172	1,211	1,079	998	948	217	48			12,759
1984	875	916	814	828	801	831	911	996	1,108	1,241	1,143	980	967	208	47			12,666
1985	946	1,013	886	858	851	828	912	956	1,026	1,247	1,123	1,089	959	204	55			12,953
1986	1,069	1,078	961	917	842	865	941	937	979	1,167	1,133	1,075	1,046	226	59			13,295
1987	1,132	1,170	1,067	993	941	886	940	969	991	1,087	1,046	1,093	1,017	239	59			13,630
1988	1,106	1,208	1,110	1,093	1,007	954	987	969	975	1,084	982	993	1,009	245	77	40		13,839
1989	1,299	1,238	1,160	1,126	1,090	1,017	1,017	985	991	1,088	991	906	987	279	81	40		14,295
1990	1,351	1,362	1,156	1,119	1,103	1,086	1,071	1,044	1,004	1,087	998	877	955	272	106	41		14,632
1991	1,324	1,422	1,279	1,167	1,114	1,122	1,169	1,082	1,043	1,119	994	935	907	281	103	57		15,118
1992	1,348	1,393	1,390	1,298	1,200	1,142	1,223	1,196	1,109	1,187	1,069	963	944	281	88	56		15,887
1993	1,412	1,488	1,455	1,455	1,356	1,246	1,277	1,283	1,248	1,261	1,138	1,031	995	272	90	60		17,067
1994	1,662	1,542	1,521	1,500	1,504	1,385	1,363	1,318	1,332	1,369	1,167	1,066	1,077	271	83	54	56	18,270
1995	1,746	1,884	1,658	1,617	1,600	1,570	1,540	1,458	1,392	1,490	1,320	1,155	1,100	244	88	53	52	19,967
1996	1,876	1,947	1,931	1,792	1,713	1,692	1,715	1,631	1,512	1,586	1,423	1,293	1,174	209	97	80	62	21,733
1997	2,014	2,105	2,058	2,005	1,852	1,832	1,804	1,826	1,721	1,707	1,537	1,386	1,330	366	107	73	59	23,782
1998	2,177	2,278	2,259	2,243	2,124	1,975	2,038	1,899	1,923	1,904	1,701	1,507	1,420	396	113	77	57	26,091
1999	2,320	2,445	2,447	2,424	2,358	2,227	2,171	2,179	2,027	2,229	1,867	1,694	1,544	478	266	57	54	28,787
2000	2,700	2,788	2,739	2,706	2,707	2,653	2,436	2,345	2,268	2,311	2,188	1,841	1,695		278	86	63	31,804
2001	2,791	3,097	2,962	2,886	2,824	2,864	2,785	2,576	2,478	2,577	2,296	2,130	1,843		325	81	74	34,589
2002	2,995	3,268	3,281	3,082	3,054	2,971	3,012	2,904	2,703	2,758	2,582	2,211	2,137		418	81	75	37,532
2003	3,361	3,498	3,448	3,497	3,235	3,221	3,122	3,187	3,098	2,981	2,747	2,545	2,217		417	80	97	40,751
2004	3,433	3,881	3,677	3,604	3,632	3,425	3,384	3,320	3,349	3,395	2,976	2,761	2,517		485	84	91	44,014
2005	3,964	4,026	4,016	3,825	3,738	3,786	3,580	3,523	3,482	3,645	3,498	2,906	2,725		458	94	95	47,361
2006	4,025	4,479	4,190	4,158	4,032	3,843	3,901	3,730	3,693	3,700	3,723	3,377	2,957		463	108	99	50,478
2007	4,371	4,779	4,647	4,353	4,278	4,142	4,046	4,057	3,879	4,006	3,797	3,600	3,382		454	157	99	54,047
2008	4,423	5,072	4,865	4,755	4,499	4,400	4,282	4,162	4,190	4,146	4,041	3,728	3,584		562	200	100	57,009
2009	4,645	5,182	5,212	4,966	4,932	4,630	4,516	4,392	4,329	4,441	4,241	3,983	3,736		569	226	96	60,096
2010	4,698	5,448	5,308	5,332	5,082	5,027	4,765	4,677	4,514	4,634	4,534	4,255	3,969		620	257	100	63,220
2011	4,708	5,446	5,558	5,408	5,468	5,197	5,117	4,920	4,787	4,714	4,703	4,490	4,199		589	266	98	65,668
2012	4,832	5,528	5,576	5,668	5,565	5,581	5,313	5,260	5,050	5,029	4,788	4,703	4,460		594	244	98	68,289
2013	5,010	5,706	5,638	5,731	5,850	5,639	5,665	5,447	5,400	5,243	5,062	4,797	4,680		620	271	99	70,858
2014	4,891	5,901	5,893	5,764	5,871	5,954	5,777	5,826	5,518	5,713	5,404	5,118	4,803		665	270	93	73,461
2015	4,881	5,872	6,080	6,119	6,014	5,962	6,134	5,927	5,960	5,834	5,844	5,457	5,128		672	284	95	76,263
2016	5,079	5,873	6,065	6,283	6,288	6,148	6,139	6,310	6,121	6,324	5,937	5,917	5,414		699	304	100	79,001
2017	5,368	5,900	6,017	6,170	6,417	6,511	6,321	6,328	6,421	6,377	6,428	6,004	5,865		710	298	100	81,235
2018	5,412	5,918	6,056	6,087	6,305	6,539	6,660	6,445	6,436	6,715	6,422	6,396	6,028		667	302	97	82,485
2019	5,695	5,805	6,149	6,208	6,259	6,449	6,697	6,788	6,607	6,784	6,780	6,439	6,460		656	297	102	84,175
2020	4,808	5,629	5,569	6,015	6,070	6,127	6,355	6,713	6,787	6,644	6,758	6,689	6,569		531	180	60	81,504
2021	5,208	5,517	5,727	5,677	6,062	6,084	6,205	6,455	6,805	6,934	6,705	6,611	6,733		528	293	98	81,642
2022*	5,402	5,641	5,599	5,811	5,734	6,086	6,407	6,486	6,717	7,367	7,084	6,806	6,835		644	320	100	83,039
2023*	5,626	5,905	5,708	5,659	5,834	5,734	6,335	6,690	6,763	7,152	7,541	7,142	6,890		666	320	100	84,065
2024*	5,498	6,067	5,982	5,784	5,692	5,847	5,914	6,614	6,979	7,167	7,310	7,600	7,298		690	320	100	84,862
2025*	5,217	5,930	6,144	6,056	5,804	5,711	5,983	6,175	6,901	7,306	7,326	7,363	7,726		714	320	100	84,776
2026*	5,445	5,610	6,002	6,218	6,081	5,834	5,808	6,248	6,442	7,223	7,469	7,382	7,492		739	320	100	84,413
2027*	5,388	5,903	5,780	6,070	6,255	6,097	5,921	6,067	6,519	6,814	7,378	7,513	7,503		765	320	100	84,393

* Projection Based on September 2021 Enrollment

SP = Elementary Self-Contained Special Education; PS = Preschool Special Education; ST = Starting Towards Excellence in Preschool Program; HS = Head Start Preschool Program

Beginning with 2000-01 Academic Year, Self-Contained Special Education Students (SP) Included in Elementary Grade Level Totals

This page is intentionally blank.

Loudoun County Public Schools
September 30, 2021 Enrollment

<u>School</u>	<u>Total</u>	<u>K</u>	<u>1</u>	<u>2</u>	<u>3</u>	<u>4</u>	<u>5</u>	<u>PS</u>	<u>ST</u>	<u>HS</u>	<u>6</u>	<u>7</u>	<u>8</u>	<u>9</u>	<u>10</u>	<u>11</u>	<u>12</u>
Aldie Elementary	111	23	13	23	18	19	15										
Algonkian Elementary	458	66	85	68	68	79	91	1									
Arcola Elementary	957	154	158	160	146	173	161	5									
Ashburn Elementary	521	75	80	83	83	106	72	22									
Ball's Bluff Elementary	484	69	73	87	71	85	86	13									
Banneker Elementary	181	27	26	35	24	37	32										
Belmont Station Elementary	721	102	112	138	114	121	118	16									
Buffalo Trail Elementary	872	141	141	148	142	148	151	1									
Cardinal Ridge Elementary	832	123	147	129	131	148	141	13									
Catoctin Elementary	586	90	88	102	104	93	96	13									
Cedar Lane Elementary	736	111	103	139	105	136	141	1									
Cool Spring Elementary	581	88	88	94	96	89	103	23									
Countryside Elementary	671	114	110	111	118	99	116	3									
Creighton's Corner Elementary	1130	205	186	170	187	191	189	2									
Discovery Elementary	679	92	106	98	117	123	126	17									
Dominion Trail Elementary	597	73	96	102	107	94	110	15									
Emerick Elementary	400	70	70	61	65	60	74										
Evergreen Mill Elementary	598	84	93	103	105	95	105	13									
Forest Grove Elementary	502	73	80	85	64	90	84	10		16							
Frances Hazel Reid Elementary	588	79	81	112	97	103	109	7									
Frederick Douglass Elementary	604	93	86	94	97	97	96	9	32								
Goshen Post Elementary	891	136	156	132	172	139	145	11									
Guilford Elementary	545	90	93	100	87	87	88										
Hamilton Elementary	159	29	26	20	32	28	24										
Hillside Elementary	567	90	82	92	90	105	94	14									
Horizon Elementary	491	70	68	77	86	81	85	24									
Hovatter Elementary	1054	188	202	169	185	170	127	13									
Hutchison Farm Elementary	728	100	93	105	121	103	141	15	50								
John W. Tolbert, Jr Elementary	635	96	96	114	101	121	105	2									
Kenneth W. Culbert Elementary	443	65	58	60	86	82	91	1									
Leesburg Elementary	416	77	68	55	76	70	56	14									
Legacy Elementary	766	91	104	103	131	151	167	19									
Liberty Elementary	903	114	132	153	153	167	175	9									
Lincoln Elementary	79	5	14	16	11	22	11										
Little River Elementary	682	86	117	118	95	117	112	37									
Lovettsville Elementary	512	78	81	70	82	98	101	2									
Lowes Island Elementary	536	85	81	96	83	86	99	6									
Lucketts Elementary	244	25	48	44	43	42	41	1									
Madison's Trust Elementary	1184	168	189	194	193	240	188	12									
Meadowland Elementary	405	57	69	63	70	58	50	12	26								
Mill Run Elementary	697	106	102	99	114	123	151	2									
Moorefield Station Elementary	875	136	154	152	139	129	142	23									
Mountain View Elementary	671	116	102	101	94	123	110	25									
Newton-Lee Elementary	631	73	84	102	86	115	107	2	62								
Pinebrook Elementary	790	105	139	133	120	133	160										
Potowmack Elementary	529	67	85	90	81	97	90	19									
Rolling Ridge Elementary	587	93	86	84	98	87	76	2	61								
Rosa Lee Carter Elementary	841	112	139	140	149	155	138	8									
Round Hill Elementary	549	73	96	96	84	93	85	22									
Sanders Corner Elementary	461	70	73	68	66	85	98	1									
Seldens Landing Elementary	580	77	84	93	90	103	132	1									
Sterling Elementary	439	58	63	80	76	69	83	10									
Steuart W. Weller Elementary	649	101	92	107	108	105	135	1									
Sugarland Elementary	487	79	78	76	74	82	66	17		15							
Sully Elementary	471	75	83	79	60	83	61		30								
Sycolin Creek Elementary	540	59	78	93	90	111	108	1									
Waterford Elementary	232	47	39	36	30	41	39										
Waxpool Elementary	732	111	95	126	113	129	140	18									

Loudoun County Public Schools
September 30, 2021 Enrollment

<u>School</u>	<u>Total</u>	<u>K</u>	<u>1</u>	<u>2</u>	<u>3</u>	<u>4</u>	<u>5</u>	<u>PS</u>	<u>ST</u>	<u>HS</u>	<u>6</u>	<u>7</u>	<u>8</u>	<u>9</u>	<u>10</u>	<u>11</u>	<u>12</u>
Hillsboro Charter Academy	144	24	24	24	24	24	24										
Middleburg Community Charter	141	24	22	25	25	22	23										
Belmont Ridge Middle	1055										314	340	401				
Blue Ridge Middle	831										263	291	277				
Brambleton Middle	1630										569	520	541				
Eagle Ridge Middle	1179										387	349	443				
Farmwell Station Middle	1117										349	367	401				
Harmony Middle	1086										347	358	381				
Harper Park Middle	918										280	285	353				
J. Lupton Simpson Middle	999										326	310	363				
J. Michael Lunsford Middle	1384										416	476	492				
Mercer Middle	1266										434	451	381				
River Bend Middle	1140										372	367	401				
Seneca Ridge Middle	1006										298	358	350				
Smart's Mill Middle	922										268	329	325				
Sterling Middle	1081										332	380	369				
Stone Hill Middle	1137										372	369	396				
Trailside Middle	1141										361	380	400				
Willard Middle	1573										517	525	531				
Briar Woods High	1800													442	425	445	488
Broad Run High	1575													388	401	381	405
Dominion High	1481									18				387	340	368	368
Freedom High	2055													489	509	502	555
Heritage High	1491								32					337	383	349	390
Independence High	1829													522	470	450	387
John Champe High	1691													421	377	345	548
Lightridge High	1436													452	418	392	174
Loudoun County High	1504													395	391	363	355
Loudoun Valley High	1243													284	289	327	343
Park View High	1409													407	354	347	301
Potomac Falls High	1622													400	421	376	425
Riverside High	1822													447	430	468	477
Rock Ridge High	1396									18				351	333	340	354
Stone Bridge High	1739													445	449	416	429
Tuscarora High	1403									17				355	350	326	355
William Obediah Robey High	20															18	2
Woodgrove High	1566									14				412	365	398	377
LCPS Total	81642	5208	5517	5727	5677	6062	6084	528	293	98	6205	6455	6805	6934	6705	6611	6733

K - Kindergarten; PS -Preschool Special Education; ST - Starting Towards Excellence in Preschool Program; HS - Head Start Preschool Program

**Loudoun County Public Schools
2021-2022 School Year**

Students, by Place of Residence, Assigned to a School Attendance Zone Outside of Geographic Planning District

LCPS Geographic Planning District	ELEMENTARY (Kindergarten-Grade 5)			MIDDLE (Grades 6-8)			HIGH (Grades 9-12)		
	2021- 2022 Resident Students	Assigned School	Assigned Planning District	2021- 2022 Resident Students	Assigned School	Assigned Planning District	2021- 2022 Resident Students	Assigned School	Assigned Planning District
Eastern Loudoun	All students are assigned to schools within the planning district.								
Ashburn	All elementary school students are assigned to schools within the planning district.			16	Stone Hill MS	Dulles North	29	Rock Ridge HS	Dulles North
Dulles North	28	Belmont Station ES	Ashburn	36	Farmwell Station MS	Ashburn	37	Broad Run HS	Ashburn
	182	Cedar Lane ES	Ashburn	96	Trailside MS	Ashburn	142	Stone Bridge HS	Ashburn
	51	Discovery ES	Ashburn						
	294	Sycolin Creek ES	Central Loudoun						
Dulles South	230	Creighton's Corner ES	Dulles North	297	Brambleton MS	Dulles North	257	Independence HS	Dulles North
	597	Madison's Trust ES	Dulles North	98	Stone Hill MS	Dulles North	91	Rock Ridge HS	Dulles North
Central Loudoun	66	Kenneth W. Culbert ES	Western Loudoun	All middle school students are assigned to schools within the planning district.			All high school students are assigned to schools within the planning district.		
Western Loudoun	All students are assigned to schools within the planning district.								

This page is intentionally blank.

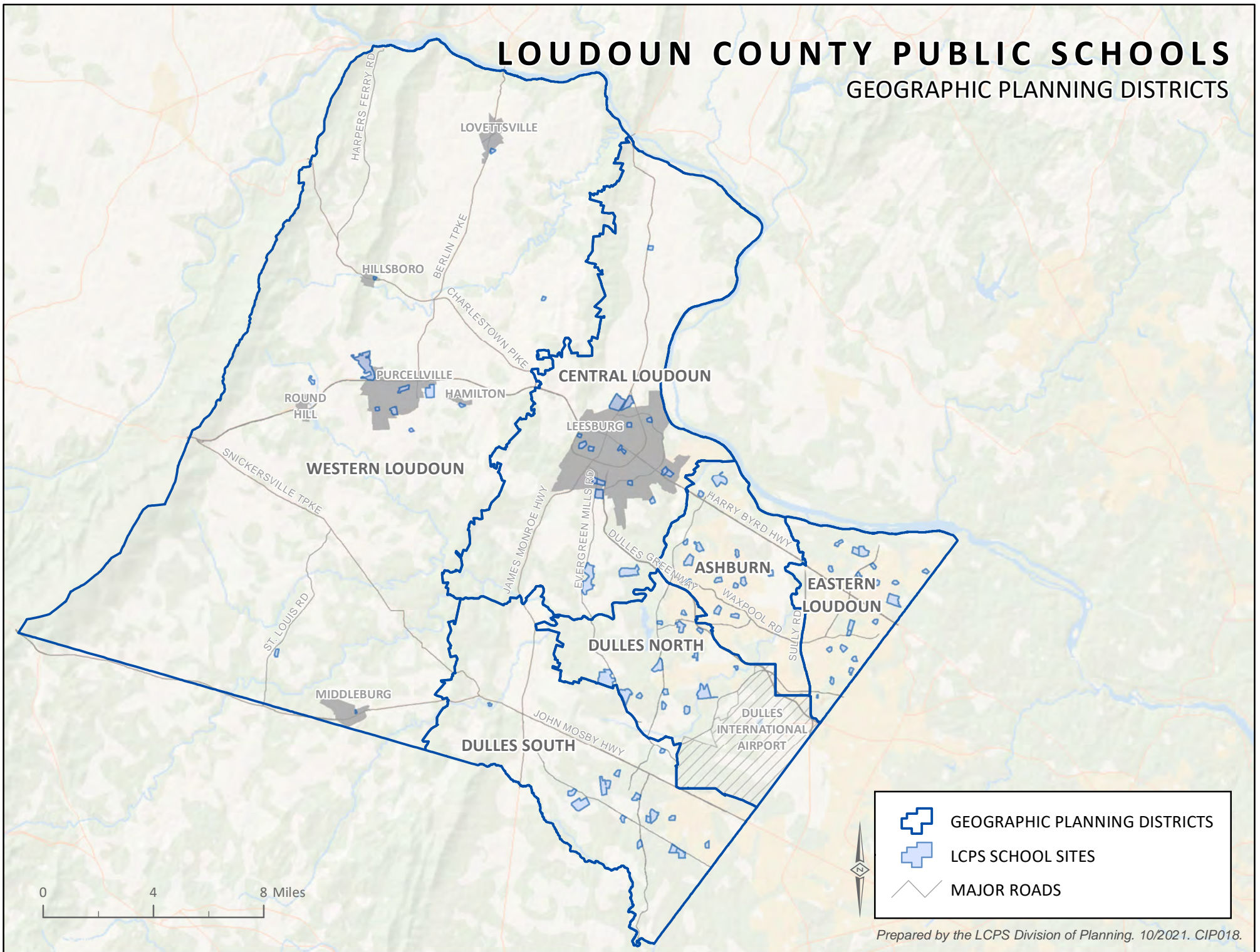
Loudoun County Public Schools -Student Generation Factors, 2021

Geographic Planning District	Students and Housing Units	Single Family Detached (SFD)	Single Family Attached (SFA)	Multifamily Units (MF)
Countywide	Total Housing Units	71618	43164	23642
	LCPS Students	48939	24793	7809
	Student Generation Factors, 2021	0.68	0.57	0.33
Ashburn	Total Housing Units	8,772	8,383	7,311
	LCPS Students	6,619	4,641	2,035
	Student Generation Factors, 2021	0.75	0.55	0.28
Central Loudoun	Total Housing Units	12,719	6,510	4,180
	LCPS Students	7,345	3,462	1,610
	Student Generation Factors, 2021	0.58	0.53	0.39
Dulles North	Total Housing Units	7,877	8,733	3,674
	LCPS Students	7,949	5,762	1,183
	Student Generation Factors, 2021	1.01	0.66	0.32
Dulles South	Total Housing Units	13,732	7,849	2,864
	LCPS Students	12,641	5,167	1,071
	Student Generation Factors, 2021	0.92	0.66	0.37
Eastern Loudoun	Total Housing Units	12,619	10,597	5,287
	LCPS Students	6,883	5,292	1,753
	Student Generation Factors, 2021	0.55	0.50	0.33
Western Loudoun	Total Housing Units	15,899	1,092	326
	LCPS Students	7,502	469	157
	Student Generation Factors, 2021	0.47	0.43	0.48

Student membership for the 2021-2022 academic year was reported at 43 percent elementary school-age (Kindergarten-Grade 5), 24 percent middle school-age (Grades 6-8), and 33 percent high school-age (Grades 9-12).

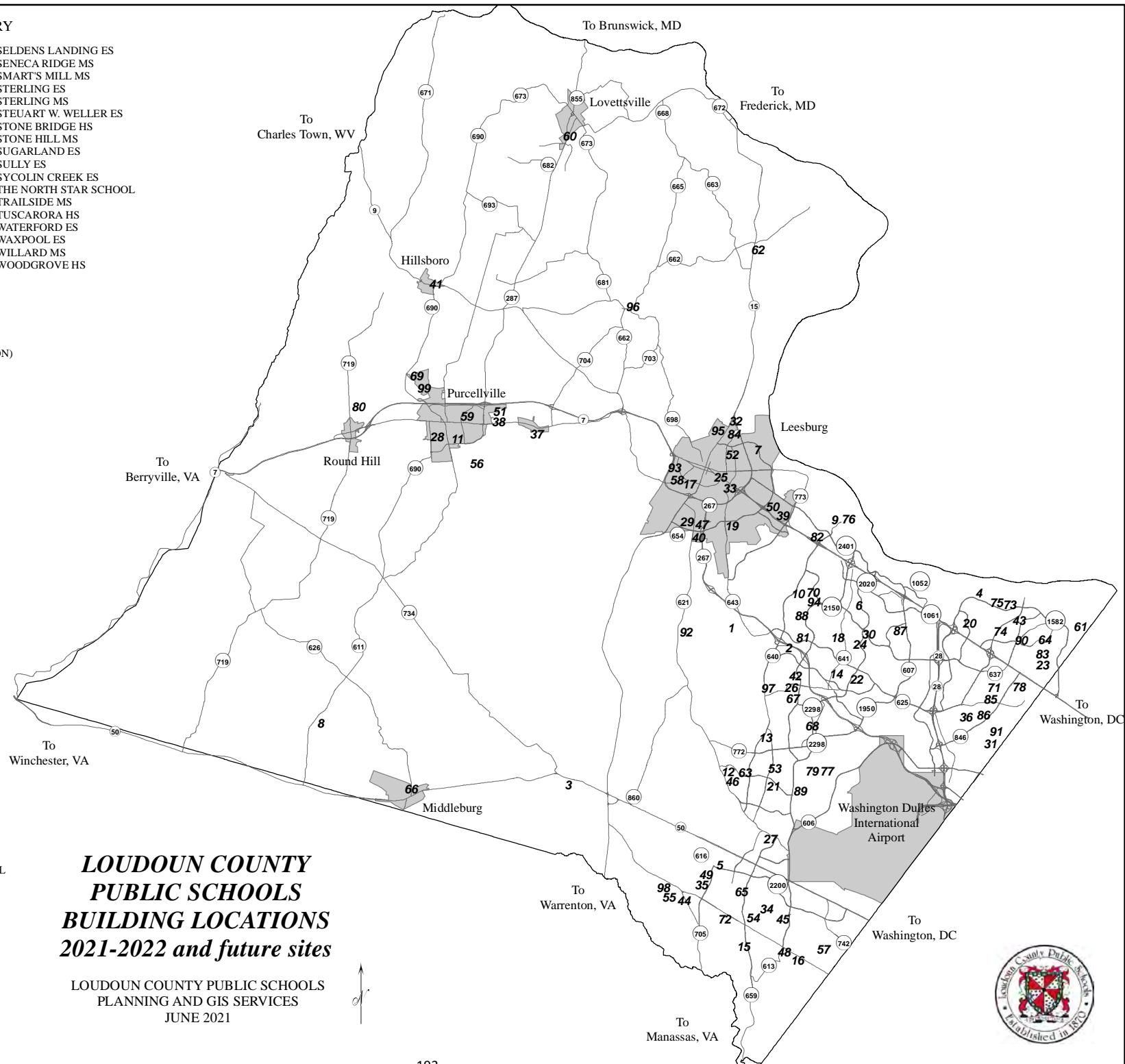
LOUDOUN COUNTY PUBLIC SCHOOLS

GEOGRAPHIC PLANNING DISTRICTS



BUILDING DIRECTORY

1. ACADEMIES OF LOUDOUN
2. ADMINISTRATION BUILDING
3. ALDIE ES
4. ALGONKIAN ES
5. ARCOLA ES
6. ASHBURN ES
7. BALL'S BLUFF ES
8. BANNEKER ES
9. BELMONT RIDGE MS
10. BELMONT STATION ES
11. BLUE RIDGE MS
12. BRAMBLETON MS
13. BRIAR WOODS HS
14. BROAD RUN HS
15. BUFFALO TRAIL ES
16. CARDINAL RIDGE ES
17. CATOCTIN ES
18. CEDAR LANE ES
19. COOL SPRING ES
20. COUNTRYSIDE ES
21. CREIGHTON'S CORNER ES.
22. DISCOVERY ES
23. DOMINION HS
24. DOMINION TRAIL ES
25. DOUGLASS SCHOOL(CLOSED FOR RENOVATION)
26. EAGLE RIDGE MS
27. ELAINE E. THOMPSON ES
28. EMERICK ES
29. EVERGREEN MILL ES
30. FARMWELL STATION MS
31. FOREST GROVE ES
32. FRANCES HAZEL REID ES
33. FREDERICK DOUGLASS ES
34. FREEDOM HS
35. GOSHEN POST ES
36. GUILFORD ES
37. HAMILTON ES
38. HARMONY MS
39. HARPER PARK MS
40. HERITAGE HS
41. HILLSBORO CHARTER ACADEMY
42. HILLSIDE ES
43. HORIZON ES
44. HOVATTER ES
45. HUTCHISON FARM ES
46. INDEPENDENCE HS
47. J. LUPTON SIMPSON MS
48. J. MICHAEL LUNSFORD MS
49. JOHN CHAMPE HS
50. JOHN W. TOLBERT, JR. ES
51. KENNETH W. CULBERT ES
52. LEESBURG ES
53. LEGACY ES
54. LIBERTY ES
55. LIGHTRIDGE HS
56. LINCOLN ES
57. LITTLE RIVER ES
58. LOUDOUN COUNTY HS
59. LOUDOUN VALLEY HS
60. LOVETTSVILLE ES
61. LOWES ISLAND ES
62. LUCKETTS ES
63. MADISON'S TRUST ES
64. MEADOWLAND ES
65. MERCER MS
66. MIDDLEBURG COMMUNITY CHARTER SCHOOL
67. MILL RUN ES
68. MOOREFIELD STATION ES
69. MOUNTAIN VIEW ES
70. NEWTON-LEE ES
71. PARK VIEW HS/WILLIAM OBEDIAH ROBEY HS
72. PINEBROOK ES
73. POTOMAC FALLS HS
74. POTOWMACK ES
75. RIVER BEND MS
76. RIVERSIDE HS
77. ROCK RIDGE HS
78. ROLLING RIDGE ES
79. ROSA LEE CARTER ES
80. ROUND HILL ES
81. SANDERS CORNER ES
82. SELDENS LANDING ES
83. SENECA RIDGE MS
84. SMART'S MILL MS
85. STERLING ES
86. STERLING MS
87. STEUART W. WELLER ES
88. STONE BRIDGE HS
89. STONE HILL MS
90. SUGARLAND ES
91. SULLY ES
92. SYCOLIN CREEK ES
93. THE NORTH STAR SCHOOL
94. TRAILSIDE MS
95. TUSCARORA HS
96. WATERFORD ES
97. WAXPOOL ES
98. WILLARD MS
99. WOODGROVE HS



LOUDOUN COUNTY PUBLIC SCHOOLS BUILDING LOCATIONS 2021-2022 and future sites

LOUDOUN COUNTY PUBLIC SCHOOLS
PLANNING AND GIS SERVICES
JUNE 2021



LOUDOUN COUNTY PUBLIC SCHOOLS FACILITIES 2021-2022 SCHOOL YEAR

<u>SCHOOL/FACILITY</u>	<u>LOCATION ADDRESS</u>	<u>SITE ACREAGE</u>	<u>ORIGINAL CONSTRUCTION</u>	<u># MODULAR CLASSROOMS</u>	<u>LCPS PLANNING DISTRICT</u>
Academies of Loudoun	42075 Loudoun Academy Dr, Leesburg	119.26	2018		Central Loudoun
Aldie Elementary	23269 Meetinghouse La, Aldie	6.44	1928		Dulles South
Algonkian Elementary	20196 Carter Ct, Sterling	19.42	1989		Eastern Loudoun
Arcola Elementary	41740 Tall Cedars Pkwy, Aldie	20.65	2007		Dulles South
Ashburn Elementary	44062 Fincastle Dr, Ashburn	18.15	1992		Ashburn
Ball's Bluff Elementary	821 Battlefield Pkwy NE, Leesburg	15.32	1995		Central Loudoun
Banneker Elementary	35231 Snake Hill Rd, Middleburg	19.22	1947	2	Western Loudoun
Belmont Ridge Middle	19045 Upper Belmont Pl, Leesburg	35.00	2003		Ashburn
Belmont Station Elementary	20235 Nightwatch St, Ashburn	15.13	2004		Ashburn
Blue Ridge Middle	551 East A St, Purcellville	35.92	1971		Western Loudoun
Brambleton Middle	23070 Learning Cir, Ashburn	85.43	2017		Dulles North
Briar Woods High	22525 Belmont Ridge Rd, Ashburn	65.01	2005	10	Dulles North
Broad Run High	21670 Ashburn Rd, Ashburn	39.96	1969		Ashburn
Buffalo Trail Elementary	42190 Seven Hills Dr, Aldie	21.91	2010		Dulles South
Cardinal Ridge Elementary	26155 Bullrun Postoffice Rd, Centreville	49.61	2014		Dulles South
Catoctin Elementary	311 Catoctin Cir SW, Leesburg	17.53	1966		Central Loudoun
Cedar Lane Elementary	43700 Tolamac Dr, Ashburn	23.85	1999		Ashburn
Cool Spring Elementary	501 Tavistock Dr SE, Leesburg	15.87	1989		Central Loudoun
Countryside Elementary	20624 Countryside Blvd, Sterling	15.00	2003		Eastern Loudoun
Creighton's Corner Elementary	23171 Minerva Dr, Ashburn	19.96	2008	2	Dulles North
Discovery Elementary	44020 Grace Bridge Dr, Ashburn	18.63	2013		Ashburn
Dominion High	21326 Augusta Dr, Sterling	See Note ¹	2003		Eastern Loudoun
Dominion Trail Elementary	44045 Bruceton Mills Cir, Ashburn	15.33	1997		Ashburn
Eagle Ridge Middle	42901 Waxpool Rd, Ashburn	See Note ²	2001		Dulles North
Emerick Elementary	440 S Nursery Av, Purcellville	11.69	1967	1	Western Loudoun
Evergreen Mill Elementary	491 Evergreen Mill Rd SE, Leesburg	19.79	1998		Central Loudoun
Farmwell Station Middle	44281 Gloucester Pkwy, Ashburn	30.00	1995	2	Ashburn

<u>SCHOOL/FACILITY</u>	<u>LOCATION ADDRESS</u>	<u>SITE ACREAGE</u>	<u>ORIGINAL CONSTRUCTION</u>	<u># MODULAR CLASSROOMS</u>	<u>LCPS PLANNING DISTRICT</u>
Forest Grove Elementary	46245 Forest Ridge Dr, Sterling	15.66	2002		Eastern Loudoun
Frances Hazel Reid Elementary	800 N King St, Leesburg	67.48	2003		Central Loudoun
Frederick Douglass Elementary	510 Principal Drummond Wy SE, Leesburg	10.48	2012		Central Loudoun
Freedom High	25450 Riding Center Dr, South Riding	60.25	2005	4	Dulles South
Goshen Post Elementary	24945 Lobo Dr, Aldie	See Note ³	2018	4	Dulles South
Guilford Elementary	600 W Poplar Rd, Sterling	14.06	1966	2	Eastern Loudoun
Hamilton Elementary	54 S Kerr St, Hamilton	11.34	1952		Western Loudoun
Harmony Middle	38174 W Colonial Hwy, Hamilton	77.17	2002		Western Loudoun
Harper Park Middle	701 Potomac Station Dr NE, Leesburg	35.10	1999		Central Loudoun
Heritage High	520 Evergreen Mill Rd SE, Leesburg	52.32	2002		Central Loudoun
Hillside Elementary	43000 Ellzey Dr, Ashburn	15.17	1998		Dulles North
Horizon Elementary	46665 Broadmore Dr, Sterling	16.00	1999		Eastern Loudoun
Hovatter Elementary	41135 Collaboration Dr, Aldie	See Note ⁴	2021		Dulles South
Hutchison Farm Elementary	42819 Center St, South Riding	19.05	2002		Dulles South
Independence High	23115 Learning Cir, Ashburn	See Note ⁵	2019		Dulles North
J. Lupton Simpson Middle	490 Evergreen Mill Rd SE, Leesburg	30.00	1976		Central Loudoun
J. Michael Lunsford Middle	26020 Ticonderoga Rd, Chantilly	36.92	2011		Dulles South
John Champe High	41535 Sacred Mountain St, Aldie	97.76	2012	4	Dulles South
John W. Tolbert, Jr. Elementary	691 Potomac Station Dr NE, Leesburg	23.49	2001		Central Loudoun
Kenneth W. Culbert Elementary	38180 W Colonial Hwy, Hamilton	See Note ⁶	2009		Western Loudoun
Leesburg Elementary	323 Plaza St NE, Leesburg	15.02	1980	1	Central Loudoun
Legacy Elementary	22995 Minerva Dr, Ashburn	20.51	2005		Dulles North
Liberty Elementary	25491 Riding Center Dr, South Riding	21.29	2008		Dulles South
Lightridge High	41025 Collaboration Dr, Aldie	117.49	2020		Dulles South
Lincoln Elementary	18048 Lincoln Rd, Purcellville	9.75	1926	2	Western Loudoun
Little River Elementary	43464 Hyland Hills St, South Riding	17.41	2000		Dulles South
Loudoun County High	415 Dry Mill Rd SW, Leesburg	31.50	1954		Central Loudoun
Loudoun Valley High	340 N Maple Av, Purcellville	36.33	1962		Western Loudoun
Lovettsville Elementary	49 S Loudoun St , Lovettsville	15.01	1972		Western Loudoun
Lowes Island Elementary	20755 Whitewater Dr, Sterling	15.88	1997		Eastern Loudoun
Lucketts Elementary	14550 James Monroe Hwy, Leesburg	15.30	1972		Central Loudoun

<u>SCHOOL/FACILITY</u>	<u>LOCATION ADDRESS</u>	<u>SITE ACREAGE</u>	<u>ORIGINAL CONSTRUCTION</u>	<u># MODULAR CLASSROOMS</u>	<u>LCPS PLANNING DISTRICT</u>
Madison's Trust Elementary	23070 Learning Cir, Ashburn	16.86	2016	2	Dulles North
Meadowland Elementary	729 Sugarland Run Dr, Sterling	15.00	1979		Eastern Loudoun
Mercer Middle	42149 Greenstone Dr, Aldie	33.51	2004		Dulles South
Mill Run Elementary	42940 Ridgeway Dr, Ashburn	50.01	2000		Dulles North
Moorefield Station Elementary	22325 Mooreview Pkwy, Ashburn	20.40	2013		Dulles North
Mountain View Elementary	36803 Alder School Rd, Purcellville	66.77	2003		Western Loudoun
Newton-Lee Elementary	43335 Gloucester Pkwy, Ashburn	37.30	2005		Ashburn
North Star School, The (The North Star School)	715 Childrens Center Road, SW, Leesburg	10.00	2021		Central Loudoun
Park View High	400 W Laurel Av, Sterling	40.00	1976		Eastern Loudoun
Pinebrook Elementary	25480 Mindful Ct, Aldie	20.17	2005		Dulles South
Potomac Falls High	46400 Algonkian Pkwy, Sterling	62.50	1997	2	Eastern Loudoun
Potowmack Elementary	46465 Esterbrook Cir, Sterling	15.05	1995		Eastern Loudoun
River Bend Middle	46240 Algonkian Pkwy, Sterling	34.76	2002		Eastern Loudoun
Riverside High	19019 Upper Belmont Pl, Leesburg	58.61	2015		Ashburn
Rock Ridge High	43460 Loudoun Reserve Dr, Ashburn	See Note ⁷	2014		Dulles North
Rolling Ridge Elementary	500 E Frederick Dr, Sterling	14.39	1975		Eastern Loudoun
Rosa Lee Carter Elementary	43330 Loudoun Reserve Dr, Ashburn	112.87	2007		Dulles North
Round Hill Elementary	17115 Evening Star Dr, Round Hill	20.00	1999		Western Loudoun
Sanders Corner Elementary	43100 Ashburn Farm Pkwy, Ashburn	16.63	1995		Ashburn
Seldens Landing Elementary	43345 Coton Commons Dr, Leesburg	20.00	2001		Ashburn
Seneca Ridge Middle	98 Seneca Ridge Dr, Sterling	87.48	1977	4 ⁸	Eastern Loudoun
Smart's Mill Middle	850 N King St, Leesburg	See Note ⁹	2004		Central Loudoun
Sterling Elementary	200 W Church Rd, Sterling	16.15	1964	1	Eastern Loudoun
Sterling Middle	201 W Holly Av, Sterling	24.77	1971		Eastern Loudoun
Steuart W. Weller Elementary	20700 Marblehead Dr, Ashburn	19.70	2008		Ashburn
Stone Bridge High	43100 Hay Rd, Ashburn	57.50	2000		Ashburn
Stone Hill Middle	23415 Evergreen Ridge Dr, Ashburn	29.91	2007		Dulles North
Sugarland Elementary	65 Sugarland Run Dr, Sterling	15.02	1975		Eastern Loudoun
Sully Elementary	300 Circle Dr, Sterling	15.23	1968	2	Eastern Loudoun
Sycolin Creek Elementary	21100 Evergreen Mills Rd, Leesburg	181.22	2007		Central Loudoun

<u>SCHOOL/FACILITY</u>	<u>LOCATION ADDRESS</u>	<u>SITE ACREAGE</u>	<u>ORIGINAL CONSTRUCTION</u>	<u># MODULAR CLASSROOMS</u>	<u>LCPS PLANNING DISTRICT</u>
Trailside Middle	20325 Claiborne Pkwy, Ashburn	See Note ¹⁰	2014		Ashburn
Tuscarora High	801 N King St, Leesburg	132.70	2010		Central Loudoun
Waterford Elementary	15513 Loyalty Rd, Waterford	10.60	1965	3	Western Loudoun
Waxpool Elementary	42560 Black Angus Dr, Ashburn	13.47	2019		Dulles North
Willard Middle	40915 Braddock Rd, Aldie	30.38	2018		Dulles South
Woodgrove High	36811 Alder School Rd, Purcellville	114.46	2010		Western Loudoun
Hillsboro Charter Academy	37110 Charles Town Pke, Hillsboro	5.00	1966	1	Western Loudoun
Middleburg Community Charter School	101 N Madison St, Middleburg	4.09	1911		Western Loudoun
Administration Building	21000 Education Ct, Ashburn	14.74	2005		
Douglass School	407 E Market St, Leesburg	12.63	1940		
Facilities Services/Distribution Center ¹¹	1002 Sycolin Rd SE, Leesburg				
Round Hill Center	20 High St, Round Hill	10.02	1911		
Staff Training Center	43711 Partlow Rd, Ashburn	See Note ¹²	1945		
Transportation Facility/Garage ¹³	42000 Loudoun Center Pl, Leesburg			2	
Union Street Building ¹⁴	20 Union St NW, Leesburg	0.84	1962		
Valley Service Center	38159 West Colonial Hwy, Hamilton	7.52			

Notes:

- 1 - Dominion High School is co-located on the Seneca Ridge Middle School site.
- 2 - Eagle Ridge Middle School is co-located on the Mill Run Elementary School site.
- 3 - Goshen Post Elementary School is co-located on the John Champe High School site.
- 4 - Hovatter Elementary School is co-located on the Lightridge High School site.
- 5 - Independence High School is co-located on the Brambleton Middle School site.
- 6 - Kenneth W. Culbert Elementary School is co-located on the Harmony Middle School site.
- 7 - Rock Ridge High School is co-located on the Rosa Lee Carter Elementary School site.
- 8 - The four cottages at Seneca Ridge Middle School are not designated for instructional teaching space.
- 9 - Smart's Mill Middle School is co-located on the Frances Hazel Reid Elementary School site.
- 10 - Trailside Middle School is co-located on the Newton-Lee Elementary School site. In addition, a five-acre parcel is leased from Northern Virginia Regional Park Authority.
- 11 - The Facilities Services/Distribution Center site is owned by the County of Loudoun.
- 12 - The Staff Training Center is co-located on the Cedar Lane Elementary School site.
- 13 - The Transportation Facility/Garage is owned by the County of Loudoun.
- 14 - The Union Street Building is owned by the County of Loudoun.

This page is intentionally blank.

LOUDOUN COUNTY PUBLIC SCHOOLS

2022-2023 SCHOOLS BY GEOGRAPHIC PLANNING DISTRICT & HIGH SCHOOL CLUSTER

ASHBURN PLANNING DISTRICT
<u>BROAD RUN HIGH SCHOOL CLUSTER</u>
Broad Run High School
Farmwell Station Middle School
Ashburn Elementary School
<i>Discovery Elementary School</i>
Dominion Trail Elementary School
<u>RIVERSIDE HIGH SCHOOL</u>
Riverside High School
Belmont Ridge Middle School
<i>Newton-Lee Elementary School</i>
Seldens Landing Elementary School
Steuart W. Weller Elementary School
<u>STONE BRIDGE HIGH SCHOOL CLUSTER</u>
Stone Bridge High School
Trailside Middle School
Belmont Station Elementary School
Cedar Lane Elementary School
Sanders Corner Elementary School

DULLES NORTH PLANNING DISTRICT
<u>BRIAR WOODS HIGH SCHOOL CLUSTER</u>
Briar Woods High School
Eagle Ridge Middle School
Hillside Elementary School
Mill Run Elementary School
Waxpool Elementary School
<u>INDEPENDENCE HIGH SCHOOL CLUSTER</u>
Independence High School
Brambleton Middle School
<i>Creighton's Corner Elementary School</i>
<i>Legacy Elementary School</i>
Madison's Trust Elementary School
<u>ROCK RIDGE HIGH SCHOOL</u>
Rock Ridge High School
Stone Hill Middle School
<i>Elaine E. Thompson Elementary School</i>
Moorefield Station Elementary School
Rosa Lee Carter Elementary School

EASTERN LOUDOUN PLANNING DISTRICT
<u>DOMINION HIGH SCHOOL CLUSTER</u>
Dominion High School
Seneca Ridge Middle School
<i>Horizon Elementary School</i>
Lowes Island Elementary School
Meadowland Elementary School
Sugarland Elementary School
<u>PARK VIEW HIGH SCHOOL CLUSTER</u>
Park View High School
Sterling Middle School
Forest Grove Elementary School
Guilford Elementary School
Rolling Ridge Elementary School
<i>Sterling Elementary School</i>
Sully Elementary School
<u>POTOMAC FALLS HIGH SCHOOL CLUSTER</u>
Potomac Falls High School
River Bend Middle School
Algonkian Elementary School
Countryside Elementary School
Potowmack Elementary School

CENTRAL LOUDOUN PLANNING DISTRICT
<u>HERITAGE HIGH SCHOOL CLUSTER</u>
Heritage High School
Harper Park Middle School
Cool Spring Elementary School
John W. Tolbert, Jr. Elementary School
<u>LOUDOUN COUNTY HIGH SCHOOL CLUSTER</u>
Loudoun County High School
J. Lupton Simpson Middle School
Catoctin Elementary School
Evergreen Mill Elementary School
<i>Frederick Douglass Elementary School</i>
<i>Sycolin Creek Elementary School</i>
<u>TUSCARORA HIGH SCHOOL CLUSTER</u>
Tuscarora High School
Smart's Mill Middle School
<i>Ball's Bluff Elementary School</i>
<i>Frances Hazel Reid Elementary School</i>
Leesburg Elementary School
Lucketts Elementary School

DULLES SOUTH PLANNING DISTRICT
<u>FREEDOM HIGH SCHOOL CLUSTER</u>
Freedom High School
J. Michael Lunsford Middle School
<i>Cardinal Ridge Elementary School</i>
Hutchison Farm Elementary School
<i>Liberty Elementary School</i>
Little River Elementary School
<u>JOHN CHAMPE HIGH SCHOOL CLUSTER</u>
John Champe High School
Mercer Middle School
Arcola Elementary School
<i>Goshen Post Elementary School</i>
<u>LIGHTRIDGE HIGH SCHOOL CLUSTER</u>
Lightridge High School
Willard Middle School
Aldie Elementary School
Buffalo Trail Elementary School
Hovatter Elementary School
<i>Pinebrook Elementary School</i>

WESTERN LOUDOUN PLANNING DISTRICT
<u>LOUDOUN VALLEY HIGH SCHOOL CLUSTER</u>
Loudoun Valley High School
Blue Ridge Middle School
Banneker Elementary School
Emerick Elementary School
Hamilton Elementary School
<i>Kenneth W. Culbert Elementary School</i>
Lincoln Elementary School
<u>WOODGROVE HIGH SCHOOL CLUSTER</u>
Woodgrove High School
Harmony Middle School
Lovettsville Elementary School
<i>Mountain View Elementary School</i>
Round Hill Elementary School
Waterford Elementary School

COUNTY-WIDE FACILITIES
Academies of Loudoun
The North Star School
William Obediah Robey High School
Hillsboro Charter Academy
Middleburg Community Charter School

Based on 2022-2023 school attendance zones, with italic font indicating a school which advances or "feeds" to more than one school at the next level (e.g., some grade five students from an elementary school advance to one middle school while other grade five students from the same elementary school advance to another middle school, in a different high school cluster).

Cover Photographs:
Hovatter Elementary School, Lightridge High School and The North Star School