

Athletics Registration - FAQs

Contents

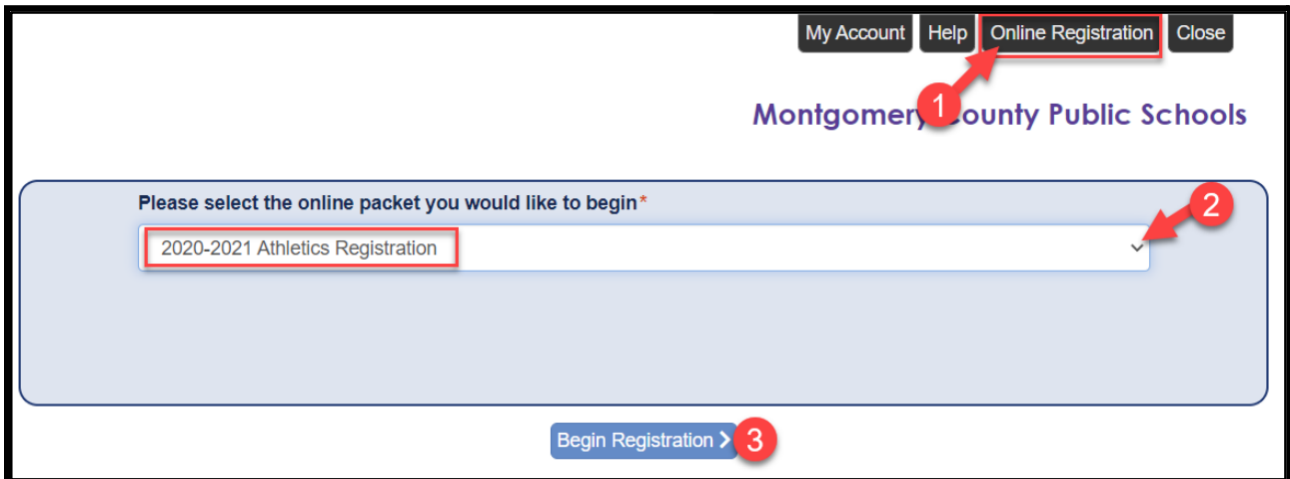
1. [Starting Registration](#)
 - a. [Selecting a Language](#)
2. [Completing Registration](#)
 - a. [Uploading Physicals and Forms](#)
 - b. [Review and Submission](#)
3. [Common problems that may prevent you from registering](#)
 - a. [Existing Registrations](#)
 - b. [Signature Fields](#)
 - c. [When to contact the school registrar](#)
4. [What is "All-School Conditioning"?](#)
5. [Football Insurance](#)

For a complete breakdown of all Athletic Registration screens, please refer to our [Athletic Registration Support Guide](#) for parents.

Starting Registration:

Athletics registration is completed online using the ParentVUE portal. After logging into ParentVUE:

1. Click on the "Online Registration" tab in the top right hand corner
2. Select "Athletic Registration" from the dropdown menu
3. Click "Begin Registration".

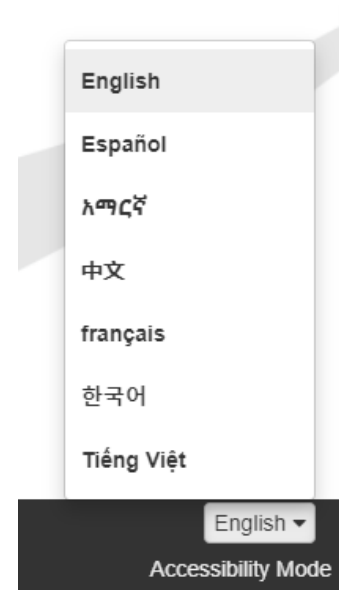
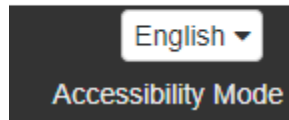


The screenshot shows the ParentVUE portal interface for Montgomery County Public Schools. At the top right, there are navigation tabs: "My Account", "Help", "Online Registration", and "Close". The "Online Registration" tab is highlighted with a red box and a red arrow labeled "1". Below the tabs, the text "Montgomery County Public Schools" is displayed. A large light blue box contains the instruction "Please select the online packet you would like to begin*". Below this instruction is a dropdown menu with "2020-2021 Athletics Registration" selected. A red arrow labeled "2" points to the dropdown arrow. At the bottom of the light blue box, there is a blue button labeled "Begin Registration" with a right-pointing arrow. A red arrow labeled "3" points to this button.

As you progress through registration you will be asked to verify student and parent contact information, verify residency, upload documents and virtually sign forms before review and submitting your documents.

Selecting a Language:

To view the registration pages in another language, click the “Accessibility” button in the bottom right corner and select your preferred language from the dropdown menu. The complete form is available in english and spanish. Parts of the form are available in other languages. When not available in the selected language, the forms will appear in english.



Completing Registration:

⚠ Before registration is complete, you will arrive at a screen that displays a green “Complete” button as shown in the image below. This indicates all documents have been prepared but registration has not yet been submitted or finalized. The documents must be reviewed and submitted to finalize registration. You will get a confirmation email when registration has been submitted to the school for review and approval.



HS Athletics Registration - Fall 2021-2022

STUDENTS

If you have multiple students and/or you are not ready to submit an application for all students eligible for athletics, you may exclude each student. You may come back to this page and include the student to complete the athletic registration.

Please click the EDIT button to continue registration.

Students to enroll in 2021-2022

First Name	Last Name	Gender	Grade	Status
<input type="button" value="Edit"/> <input type="button" value="Exclude"/> Registration is still incomplete at this point! <input type="button" value="Complete"/>				

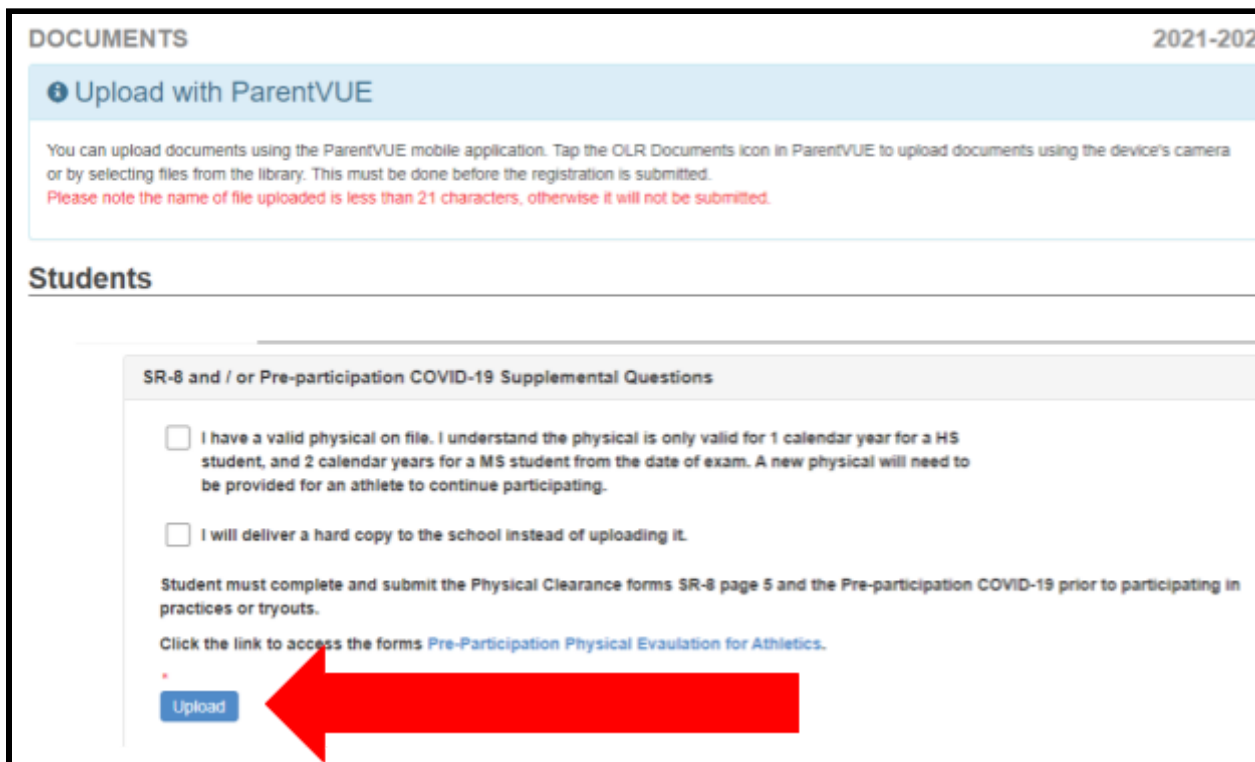
The students listed below are not eligible for Athletic Registration. This may be due to parent/guardian rights of the student, the student being graduated or inactive for this school year. If this incorrect, please contact your student's school.

Students to exclude from 2021-2022

Last Name	Gender	Grade	Reason
<input type="button" value="Previous"/> <input type="button" value="Save And Continue"/>			

Uploading Physicals and Forms

Use the “Upload” button on the documents page to upload required documents.



DOCUMENTS 2021-2022

Upload with ParentVUE

You can upload documents using the ParentVUE mobile application. Tap the OLR Documents icon in ParentVUE to upload documents using the device's camera or by selecting files from the library. This must be done before the registration is submitted.
 Please note the name of file uploaded is less than 21 characters, otherwise it will not be submitted.

Students

SR-8 and / or Pre-participation COVID-19 Supplemental Questions

I have a valid physical on file. I understand the physical is only valid for 1 calendar year for a HS student, and 2 calendar years for a MS student from the date of exam. A new physical will need to be provided for an athlete to continue participating.

I will deliver a hard copy to the school instead of uploading it.

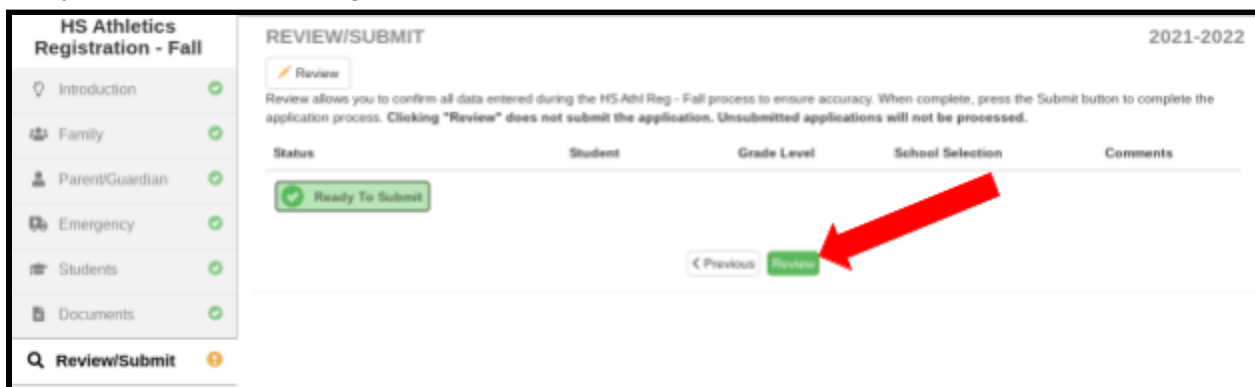
Student must complete and submit the Physical Clearance forms SR-8 page 5 and the Pre-participation COVID-19 prior to participating in practices or tryouts.

Click the link to access the forms [Pre-Participation Physical Evaluation for Athletics](#).

Upload

Review and Submission

As you near the end of registration, you will arrive at a Review/Submit screen that says you are ready to submit. Click the green “Review” button to continue.



HS Athletics Registration - Fall 2021-2022

REVIEW/SUBMIT

Review

Review allows you to confirm all data entered during the HS Athl Reg - Fall process to ensure accuracy. When complete, press the Submit button to complete the application process. Clicking "Review" does not submit the application. Unsubmitted applications will not be processed.

Status	Student	Grade Level	School Selection	Comments
Ready To Submit				

Ready To Submit

Review

Once registration documents have been reviewed, the bottom of the final page will include a checkbox to confirm that all information is accurate and you will see a green “Submit” button. Click on the “Submit” button to complete the process and submit your students registration.

Documents Provided

I have reviewed all registration data and verified that it is correct

If you have not arrived at this page, your registration is still incomplete.

2021-2022

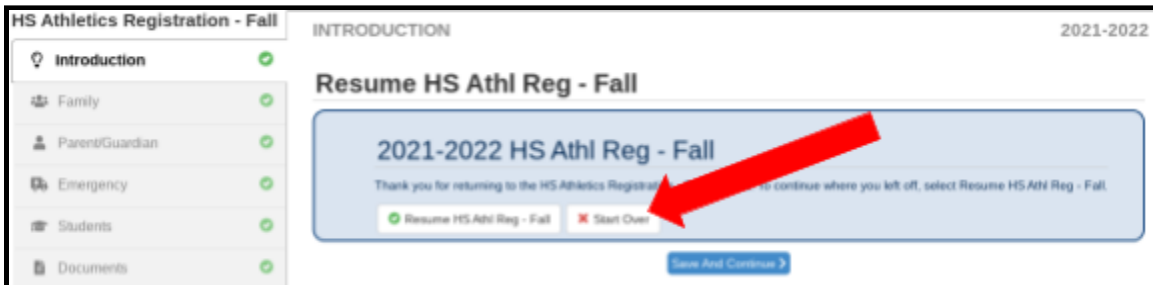
2021-2022 HS Athl Reg - Fall

The status of your registration(s) that are in progress can be found [on the status page](#)

Common problems that may prevent you from registering:

Existing Registrations


⚠ If another online registration is in progress (i.e. annual verification), you will not be able to start a new athletics registration. Or if there was an issue and you need to restart your registration. To start a new athletic registration, you will need to choose “Start Over” when you return to the online registration screen.



The screenshot shows the 'HS Athletics Registration - Fall' interface. On the left is a navigation menu with items like Introduction, Family, Parent/Guardian, Emergency, Students, and Documents, each with a green checkmark. The main content area is titled 'INTRODUCTION' and 'Resume HS Athl Reg - Fall'. It features a blue box with the text '2021-2022 HS Athl Reg - Fall' and a message: 'Thank you for returning to the HS Athletics Registration page. To continue where you left off, select Resume HS Athl Reg - Fall.' Below this message are two buttons: 'Resume HS Athl Reg - Fall' (with a green checkmark) and 'Start Over' (with a red X). A red arrow points to the 'Start Over' button. At the bottom right is a 'Save And Continue' button.

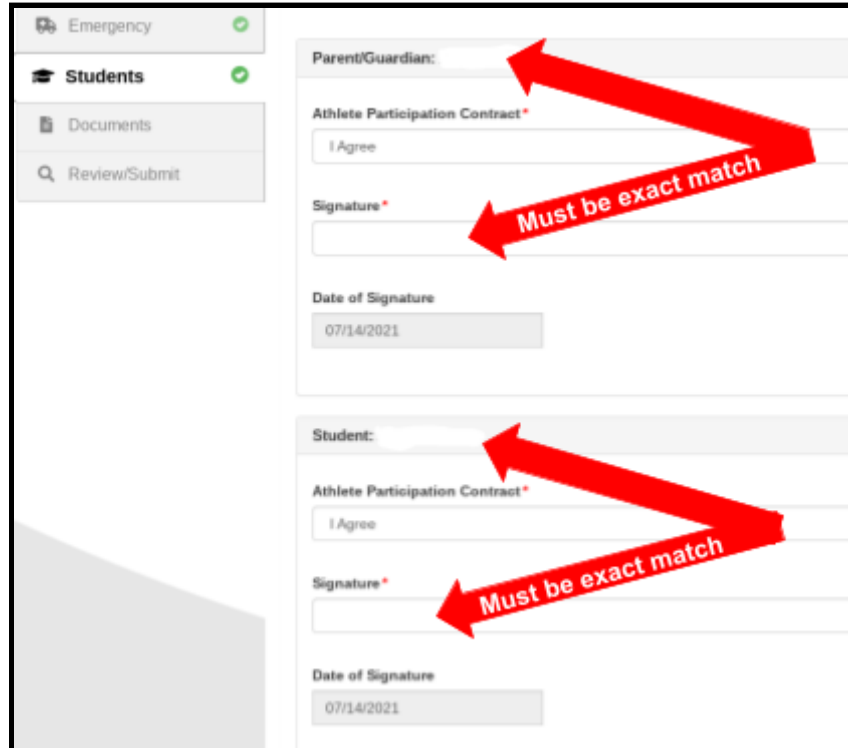
⚠ If a previous online registration submission of any type is still pending, you will not be able to start a new registration. Therefore, please contact your child’s school to inform them that a previous online registration submission requires approval.

Review Submitted: 1/26/2021 11:45 AM

Status	Last Name	First Name	Grade	School Name	Comments
<div style="border: 1px solid red; padding: 2px;">  Waiting </div>					

Signature Fields

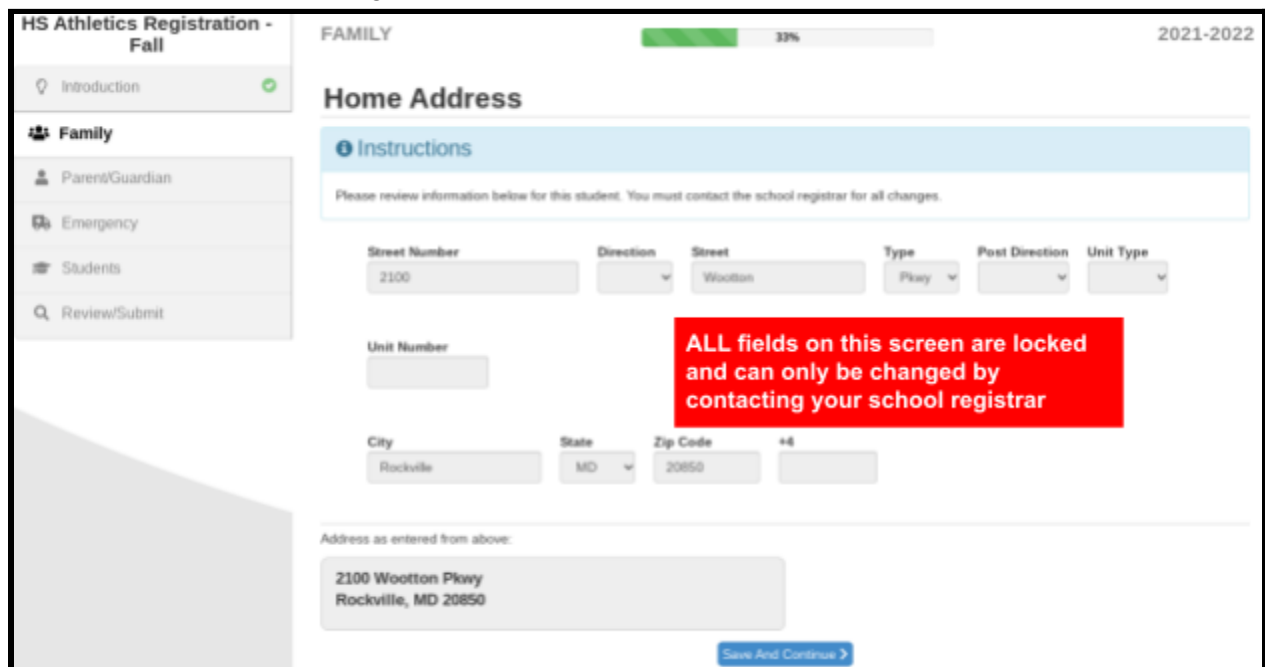
Parent/Guardian and Athlete signature fields must match the names provided in the system exactly.



The screenshot displays the signature fields for both the Parent/Guardian and the Student. Each section includes an 'Athlete Participation Contract' field with an 'I Agree' button, a 'Signature' field, and a 'Date of Signature' field. Red arrows point to the signature fields with the text 'Must be exact match'.

When to contact the school registrar

You are not able to update any of your contact or address information through the registration process. If you see any errors or need to make changes to any of the information in the system, please contact the school registrar as soon as possible.



The screenshot shows the 'HS Athletics Registration - Fall' page. The 'Home Address' section is highlighted with a red box containing the text: 'ALL fields on this screen are locked and can only be changed by contacting your school registrar'. The address fields are: Street Number (2100), Direction (Wootton), Street (Wootton), Type (Play), Post Direction, Unit Type, Unit Number, City (Rockville), State (MD), and Zip Code (20850). A 'Save And Continue' button is visible at the bottom.

What is “All-School Conditioning”?

“All-School Conditioning” allows athletes to participate in off-season, non-sport specific conditioning that is being directed and supervised by a certified MCPS athletic coach or an MCPS employee certified in strength and conditioning. Conditioning programs are open only to students currently enrolled in the high school.

⚠️ If you are completing registration for both “All-Sport Conditioning” and another sport, you will be presented with two copies of each document to sign, one for the sport and one for conditioning. All forms must be signed to complete the registration.

Year-Round Athletics

I do not wish to participate in any sports for this season.

Select a Sport *

All-School Conditioning

Football Insurance

MCPS Athletics requires student athletes to have insurance coverage to participate in football. If you are registering for football, you will be prompted to select the type of insurance coverage you have or are interested in purchasing.

**IMPORTANT NOTICE TO PARENTS AND GUARDIANS
ABOUT FOOTBALL INSURANCE COVERAGE**

Dear Parents/Guardians:

Montgomery County Public Schools (MCPS) does not provide primary insurance coverage for student-athletes who participate in the high school interscholastic football program.

Each student-athlete playing football must have insurance coverage of some type, either through a parent/guardian's policy or through the special medical coverage outlined in the Parent letter and Accident coverage

2021 MCPS FOOTBALL INSURANCE RESPONSE FORM

Return this form to your child's high school football coach. Do not send any checks, money orders, cash, or football insurance enrollment forms to your child's school. Parents should contact the company directly as indicated in the attached brochure.

I understand personal health insurance is required for my child to participate in the Montgomery County Public Schools (MCPS) high school interscholastic football program. MCPS does not provide insurance coverage for participants. Please respond as requested below (this information is requested during the online registration process).

I understand that the Bob McCloskey Student Accident Insurance Football Coverage plan is designed primarily to supplement an existing health insurance policy and has certain coverage limitations. My child participates at his or her own risk and I attest that I will be responsible for all unpaid medical bills not covered by any insurance policies.

Please select the *

I have Medical Insurance Coverage and I do not wish to purchase supplemental athletic insurance coverage

I did not previously have insurance but I have purchased supplemental athletic insurance

I have insurance and I intend to purchase supplemental athletic insurance to supplement my primary coverage

ParentVUE will not allow you to finalize football registration until you have provided information about your insurance coverage. If you see the following screen, you have not provided information about the athletes insurance coverage and need to go back to the previous screen to do so.

ATHLETICS 2021-2022

14%

Missing Insurance Responses:

Additional information regarding your student's insurance coverage is required. Click Previous to fill in the remaining fields, you do not need to select anything from the dropdown menu. Once complete click Save and Continue to proceed.

Missing information requires attention. Click Previous *

[< Previous](#) [Save And Continue >](#)