




April 8, 2021


Dear Parents and Guardians of Glenallan ES In-Person Students in Pre-K through 5th grade::

This letter is to inform you that *voluntary COVID-19 pool testing* will begin at our school on Thursday, April 15th. We must all do our part to prevent the transmission of the COVID-19 virus in our schools. This includes participating in school-provided COVID-19 testing to identify cases where the student or staff member may not be showing symptoms. MCPS families were notified about this new effort in [February](#) and [March](#). Tests will be provided for all students and staff on a weekly basis. Students will be collecting their own swabs and will follow instructions from health care staff. MCPS health and safety protocols will be maintained during the COVID-19 pool testing. Each swab will be placed in a common tube for that classroom or group and sent off to a central testing laboratory. The test detects whether the virus that causes COVID-19 is present in that pooled sample. **No individual identifiers or results will be available.** Schools will receive results within 2-3 days. The school will receive the pooled results and take appropriate action, as necessary in the event of a positive pool result. **A [consent form](#) is attached to this message. If you do not complete the consent form, your child will not be able to participate in testing.**

Please watch this video to learn about [MCPS COVID Pool Testing](#)

### Nasal Swab Self-Collection Instructions for Pooling

- 1 Clean Hands**  
First, make sure that your hands are clean (by using soap or hand sanitizer).  

- 2 Open Swab**  
Remove the swab from its packaging. Be careful not to touch the tip with your hands.  

- 3 Swab Nose**  
Gently insert the entire soft tip of the swab into one nostril until you feel a bit of resistance. Using a circular motion, rub the swab around the inside of your nostril **4 times**. You should use medium pressure to push the swab against the inside of your nostril. The swab tip should be touching the inside of your nose throughout. Repeat the process with your other nostril using the same end of the swab as before.  


The swab should push against the inside and outside wall of the nostril. Swab BOTH nostrils.
- 4 Put Swab in Tube**  
Put the swab into the collection tube indicated by the supervisor. Finally, sanitize your hands thoroughly.  




[Glenallan ES - COVID 19 Pooled Testing Consent Form \(Consentimiento para Pruebas Colectivas de COVID-19\)](#)

Deadline for April 15th Participation - Tuesday, April 13th @ 4:00 PM

Please contact the school if you have any questions.

Sincerely,  
Ms. Hefflin